



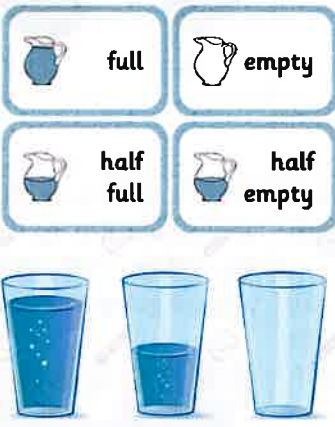


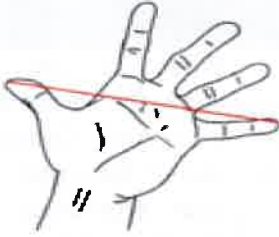











Week 2 Work Pack for Nursery

Work should be completed in the exercise books provided.

	PHONICS	ENGLISH	MATHS	Other
<p>Day 1</p>	<p>Make words using the r, h and b. Challenge: Can you say and write more words that have these sounds? Are any of these sounds in your name? Trace over / copy / write your name.</p>	<p>What do you remember about the chicks? Eggs in the incubator? Chicks hatching out of the eggs? Talk about your experience of having the chicks at nursery.</p> 	<p>Go to the fridge or cupboard. How many eggs can you find? Count them. Write the number. Practise counting. Remember, only special farmers bring us special eggs with chicks inside. The eggs from the shop are for eating.</p> 	<p>What do you know about Easter? Who celebrates it? Why do we have Easter eggs? Can you draw beautiful Easter egg with different patterns?</p> 
<p>Day 2</p>	<p>Make words using the f, ff and l sounds. Challenge: Can you say and write more words that have these sounds? Are any of these sounds in your name? Trace over / copy / write your name.</p>	<p>Draw a picture of a chick. Adults can draw the outline of a chick (or trace over from an image) and children to colour in. make sure you stay within the lines. What colours will you use? Will you use colouring pencils, paint, crayons?</p> 	<p>In your own cup, pour some milk. Is your cup empty, half empty, full, almost full, almost empty? Do the same with water or fruit juice. What happens as you drink? More or less?</p> 	<p>Help around in the kitchen. Adults will ask children to help with little tasks that they can carry out safely, such as mixing with a wooden spoon, pour, sort things, measure, count how many spoonfuls, tidy up.</p> 

<p>Day 3</p>	<p>Say different words with these sounds: ss, p and g. Challenge: Can you say and write more words that have these sounds?</p> <p>Are any of these sounds in your name? Trace over / copy / write your name.</p>	<p>Have you touched the chicks? If yes, what did they feel like? Soft, fluffy, light etc? Can you think of other words? If you didn't want to touch them, what do you think they might have felt like?</p> 	<p>Can you measure the things around your home? Use your hands to measure different things. Sofa = 15 hand spans TV = 9 hand spans tall</p> 	<p>Can you move like different animals? Can you jump like a kangaroo? Gallop like a horse? Swim like a fish? Walk slowly like a tortoise? What other ways can you move? Adults to join in.</p> 
---------------------	--	--	--	--

<p>Day 4</p>	<p>Say different words with these sounds: a, d and o. Challenge: Can you say and write more words that have these sounds?</p> <p>Are any of these sounds in your name? Trace over / copy / write your name.</p>	<p>Talk about how chicks and hens are different. Think about size, shape, feathers, beaks, eyes, wings, legs etc.</p>  	<p>Look at shapes around the house. What different shapes can you see? (eg tv – rectangle, plate – round) Focus on circle, rectangle, square, triangle, oval, pentagon, hexagon. Challenge: Can you find a cube?</p>  	<p>Look around your home. What are the things in your home made from? Are they hard or soft? Can you describe the textures?</p> <p>Sofa – soft Window- hard</p> <p>Think of other words you can use to describe the different materials</p> 
---------------------	---	--	---	--

<p>Day 5</p>	<p>Make words and pictures using these sounds: m, n and j. Challenge: Can you say and write more words that have these sounds?</p> <p>Are any of these sounds in your name? Trace over / copy / write your name.</p>	<p>Draw a picture of the home you would like to make for the chicks. Talk about how you are going to make it.</p> 	<p>Count how many cars you can see when you look out the window. Write the numbers.</p> 	<p>Make a house for the baby chicks! Use any materials (eg box, carton, fabric etc) and describe what you are doing and what you need to do next. BRING IT TO SCHOOL when school opens.</p> 
---------------------	--	---	--	---