

Work packs for Year 2

Work should be completed in the exercise books provided and on the computer. Children should be reading daily for at least 20 minutes and practising their multiplication for 10 minutes daily.

	Reading	Writing	Mathematics	Other
Day 1	<p>20 Minutes daily reading please.</p> <p>Complete a reading Comprehension exercise: Wild Rabbits.</p> <p>Complete the jumbled up sentences activity.</p> <p>Complete high frequency word practice.</p> <p>Log into Bug club. You have many books allocated to you. Please read and complete the reading comprehension exercises. We will check online for completion.</p> <p>Please log into phonics play to complete daily task. User name- phonicsplay - password ewps2018</p> <p>This website will help you. https://www.bbc.co.uk/bitesize/subjects/zgkw2hv</p>		<p>Complete the addition number sentences using the number line method. Please see example on the sheet.</p> <p>Complete maths reasoning sheets pages 7-12.</p> <p>Complete the Mathematics activity.</p> <p>These websites will help you. http://www.theschoolrun.com/what-are-division-facts https://www.bbc.co.uk/bitesize/subjects/zjxhfg8</p>	<p>Our new Discovery topic is Explores. Research an explorer of your choice eg: Christopher Columbus, Neil Armstrong, Sir Frances Drake, Captain Cooke or A modern day explorer. Create a project of your own representing how their actions have had a positive impact on the world. You could create a poster; PowerPoint presentation, Art work 3D models, Video, Newspaper, and Speech. Work on this throughout the week.</p>
Day 2	<p>20 Minutes daily reading please.</p> <p>Complete a reading Comprehension exercise: Sasha's diary.</p> <p>Complete the Grammar activity pages 3-14</p> <p>Log into Bug club. You have many books allocated to you. Please read and complete the reading comprehension exercises. We will check online for completion</p> <p>Please log into phonics play to complete daily task. User name- phonicsplay - password - ewps2018</p> <p>This website will help you. https://www.bbc.co.uk/bitesize/subjects/zgkw2hv</p>		<p>Complete the subtraction number sentence using the number line method. Please see example on the sheet.</p> <p>Complete maths reading sheets 13-18.</p> <p>Complete the Mathematics activity.</p> <p>Please work on 2x 5x and 10x tables and related division facts</p> <p>These websites will help you. http://www.theschoolrun.com/what-are-division-facts https://www.bbc.co.uk/bitesize/subjects/zjxhfg8</p>	<p>This website will help you. https://www.bbc.co.uk/bitesize/topics/zhpchbk/articles/znchkmn</p>
Day 3	<p>20 Minutes daily reading please.</p> <p>Complete reading comprehension Theseus and the Minotaur.</p> <p>Reading the picture: Answer the questions about the fox picture.</p> <p>Focus on letter formation for all the upper and lower case letters.</p> <p>Log into Bug club. You have many books allocated to you. Please read and complete the reading comprehension exercises. We will check online for completion.</p>		<p>Complete the multiplication number sentences using arrays.</p> <p>Please see example on the sheet.</p> <p>Complete the work packs pages 19-27.</p> <p>Complete the Mathematics activity.</p> <p>Please work on 2x, 5x and 10x and related division facts.</p> <p>These websites will help you. http://www.theschoolrun.com/what-are-division-facts https://www.bbc.co.uk/bitesize/subjects/zjxhfg8</p>	

Work packs for Year 2

Work should be completed in the exercise books provided and on the computer. Children should be reading daily for at least 20 minutes and practising their multiplication for 10 minutes daily.

	<p>Please log into phonics play to complete daily task. User name- phonicsplay - password - ewps2018</p> <p>This website will help you. https://www.bbc.co.uk/bitesize/subjects/zgkw2hv</p>		
DAY 4	<p>20 Minutes daily reading please. Complete a reading comprehension exercise: Living in a castle pages 9-20.</p> <p>Reading the picture: Answer the questions about Winnie a Christopher on a bridge.</p> <p>Log into Bug club. You have many books allocated to you. Please read and complete the reading comprehension exercises. We will check online for completion</p> <p>Please log into phonics play to complete daily task. User name- phonicsplay - password- ewps2018</p> <p>This website will help you. https://www.bbc.co.uk/bitesize/subjects/zgkw2hv</p>	<p>Complete the division number sentences- Please see example on the sheet.</p> <p>Complete the exercise Building Bricks Multiplication.</p> <p>Complete the Mathletics activity.</p> <p>These websites will help you. http://www.theschoolrun.com/what-are-division-facts https://www.bbc.co.uk/bitesize/subjects/zjxhfg8</p>	
Day 5	<p>20 minutes daily reading please.</p> <p>Complete the Pirate Task.</p> <p>Complete the two reading comprehensions exercises: The Wall of Fear and Bella goes to sea.</p> <p>Focus on letter formation for all the upper and lower case letters.</p> <p>Please log into phonics play to complete daily task. User name- phonicsplay - password ewps2018</p> <p>This website will help you. https://www.bbc.co.uk/bitesize/subjects/zgkw2hv</p>	<p>Complete the greater than, less than and equal to worksheet.</p> <p>Revise the signs; $<$, $>$ and $=$</p> <p>Complete the Mathletics activity.</p> <p>Please work on 2x, 5x and 10 x tables and related division facts.</p> <p>These websites will help you. http://www.theschoolrun.com/what-are-division-facts https://www.bbc.co.uk/bitesize/subjects/zjxhfg8</p>	

Monday
Year 2

Name: _____

Orange B

Class: _____ Date: _____

Practise these words:

walk live area

Wild Rabbits

If you go for a walk across a field or in a wood, you might see wild rabbits. A wild rabbit has bright eyes and brown fur, so they look like pet rabbits. But their life is very different from a pet rabbit's life!



- 1** How do wild rabbits look a bit like pet rabbits?
Tick **one** box.

They have the same sort of eyes and fur.

☐

They live in the same places as pet rabbits.

☐

They have a different sort of life from pet rabbits.


☐☐

- 2** Find and copy a word on this page that means the same as 'shining'.

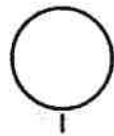
☐

Wild rabbits at home

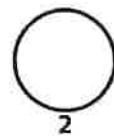
Wild rabbits like to live in groups. They dig burrows, called warrens. A rabbit warren can be three metres deep, and it has lots of narrow tunnels. The tunnels help keep the rabbits safe from larger enemies such as foxes, badgers and large birds.




- 3** Find and copy a word on this page that means the same as 'burrow'.



- 4** How do you think the tunnels help to keep the rabbits safe from larger enemies such as foxes, badgers and large birds?



Inside a rabbit warren



Nesting area

Living areas

Lots of tunnels

5

What information does this page give us?

Tick **one** box.

It tells us about what rabbits eat.

☐

It shows us what a warren is like inside.

☐

It gives lots of information about rabbits' nesting areas.

☐☐

6


Labels give us more information about part of a picture.

Circle a label on this page, and write it down here.

☐

Danger!

Wild rabbits eat grass and small plants.
They stay close to their warren while
they are eating.
If they spot an enemy, they make a loud
thumping noise with their back legs.
This warns the other rabbits. They run
back to the warren to hide.



7 Why do wild rabbits sometimes make a thumping noise?

8 Why do you think wild rabbits stay close to their warren
while they are eating? Tick **one** box.

So they can easily run home if an enemy comes

☐

Because the grass near their home is tasty

☐

Because they like eating grass and small plants

☐☐☐


For teacher use

Your mark	_____ out of 10
What went well	
How to improve	




Arrange these words into a full sentence.

is He some sausages.
cooking




Arrange these words into a full sentence.

dress. girl a is yellow
The wearing




Arrange these words into a full sentence.

the red on sat mat.
cat The




Arrange these words into a full sentence.

has apples. The red tree




Arrange these words into a full sentence.

a in chair. is She
television watching




Arrange these words into a full sentence.

boy The is
dreaming.



Arrange these words into a full sentence.

The is brown dog
walking.



Arrange these words into a full sentence.

bone. The has spotty dog
a

Name

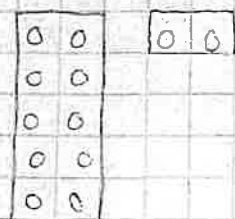
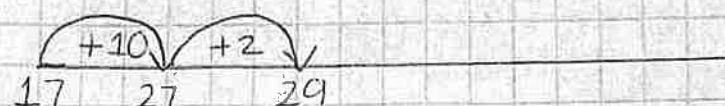
LF: Addition

Example

$$17 + 12 = 29$$

① Partition the smallest number first.

② Draw the numberline.



$$15 + 13 =$$



$$16 + 14 =$$



$$14 + 13 =$$



$$20 + 13 =$$

$$21 + 14 =$$

$$22 + 15 =$$

$$23 + 14 =$$

$$24 + 14 =$$

$$26 + 14 =$$



How many shells does Amy have?

shells










1 mark

8

Match each coin to the correct box.

One has been done for you.

Less than 		More than 
		
		
		
		
		

1 mark

9 On these cards, the word should match the number.

One of these cards is wrong.

Draw a cross on the card that is wrong.

15
fifteen

19
ninety

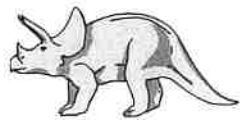



49
forty-nine

51
fifty-one


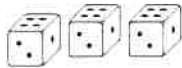



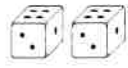



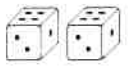


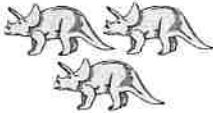
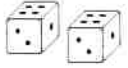


1 mark

10

Ben makes a tally chart of his toys.

Toys in my box	Tally
	
	
	
	

Tick **one** box below that shows all of Ben's toys.


   	   	   	   
--	--	--	---



1 mark

11 There are **20** balloons.

7 balloons fly away.



How many balloons are left?

balloons



1 mark

12 Tick the **two** sentences that are correct.

Tick **two**.

A square has sides of equal length.

☐

A square has curved sides.

☐

A square has lines of symmetry.

☐

A square has five sides.

☐

1 mark

- 13 Write two numbers to make this calculation correct.

$$\square + \square = 19$$



1 mark

Now write three numbers to make this calculation correct.

$$\square + \square + \square = 19$$

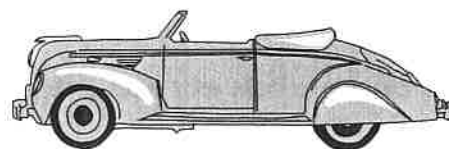


1 mark

- 14 Abdul has some toy cars.

He gives half of them to Ben.

He has four toy cars left.



How many toy cars did Abdul start with?

--

toy cars



1 mark

Tuesday
Year 2

Name: _____

Turquoise B

Class: _____ Date: _____

Sasha's Diary

Saturday 4th July

This has been the best day ever!
We are camping in a real tent,
right by the seaside!



Mum and Dad got VERY wet!

When we got to the campsite
this morning, it was raining. Mum and Dad had a hard
job putting the tent up. It took ages! By the time they
had finished, the sun had come out.

1 Where were Sasha and her family camping? Tick **one** box.

Near the sea

☐

Near a big town

☐

On a farm

☐☐

2 a) Who got soaked?

b) Why did they get so wet?

☐

After lunch, we went to the beach. Dad fell asleep, so Jack and I buried him in the sand.

Now it's nearly bedtime. I'm looking forward to sleeping in my sleeping bag! I can hear the sea making a lovely swishing, swooshing sound.

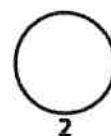
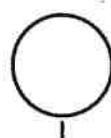


Dad was a bit cross when he woke up!

- 3** Find and copy **two** words that Sasha uses to describe the sound of the sea.

- 4** a) Find and copy a caption on this page.

- b) What do captions do to help the reader?



Sunday 5th July

Jack and I went swimming this morning. Mum came down to the beach too, but she only wanted to paddle. When she wasn't looking, a massive wave came along!



Crash! The wave nearly knocked Mum over!

5 Who went swimming? Tick **one** box.

Jack, Sasha and Mum

☐

Jack and Sasha

☐


Sasha and Mum

☐

6 Why did Mum nearly fall over?

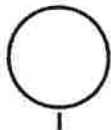
☐☐

We were a bit sad when it was time to pack the tent away. Jack and I helped by putting the tent pegs away.




It's lovely living in a tent by the sea! I hope we get the chance to go camping again soon.

7 Why do you think Sasha felt a bit sad when they were packing up the tent?



8 What did Sasha and Jack do to help?



For teacher use

Your mark	_____ out of 10
What went well	
How to improve	


Name

LF: Subtraction

Example

$$\begin{array}{r} 10 \\ 17 - 12 = 5 \end{array}$$

- ① Partition the smallest number first.
- ② Draw the numberline.



$$19 - 13 =$$

$$18 - 14 =$$

$$19 - 15 =$$

$$20 - 13 =$$

$$20 - 15 =$$

$$16 - 13 =$$

$$18 - 11 =$$

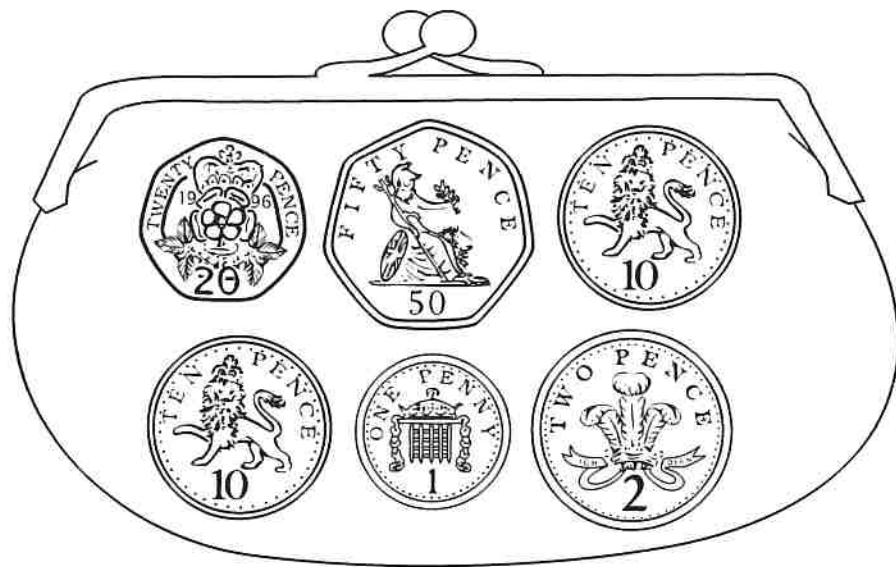
$$16 - 11 =$$

$$20 - 18 =$$

$$17 - 14 =$$

$$22 - 14 =$$

- 15 Sita has these coins in her purse.

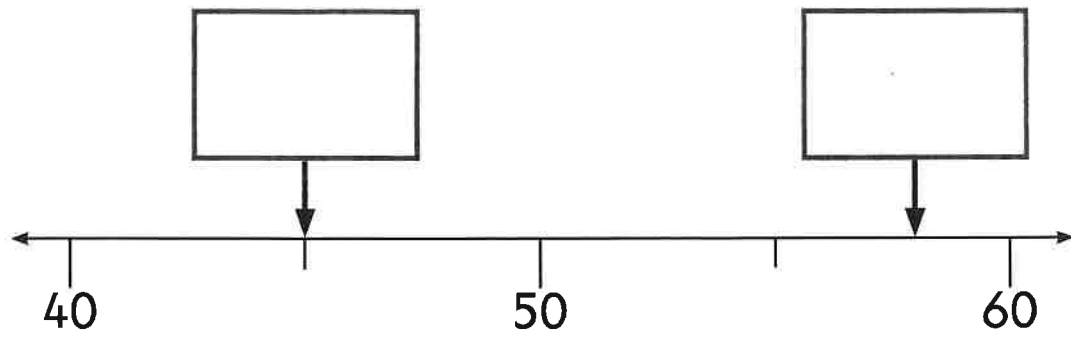


How much money does she have?

p

1 mark

16 Write the correct number in each box.



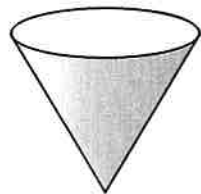
1 mark

1 mark

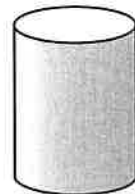
17



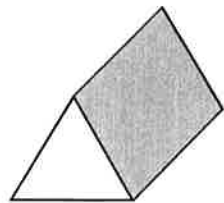
A



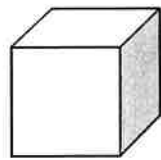
B



C



D



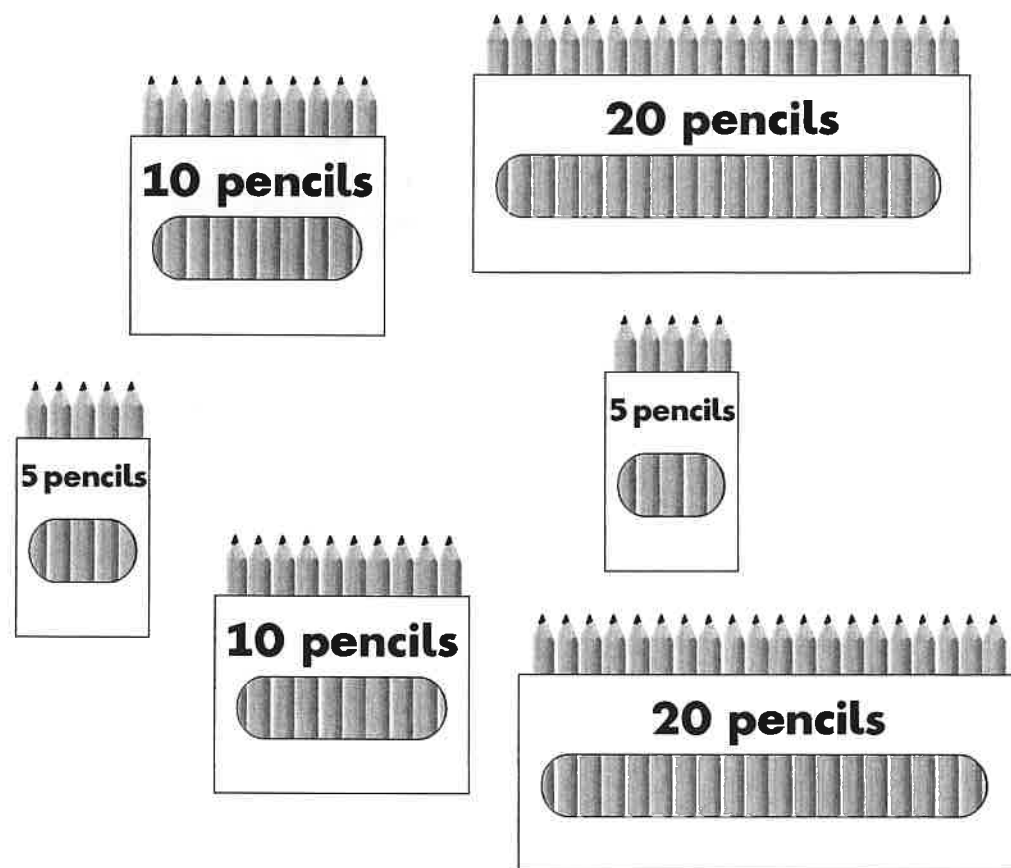
E

Which shape has exactly 5 faces?

Write the letter.



1 mark



Kemi and Ben share these pencils equally.

How many pencils do they each get?

pencils




1 mark

19

Miss Smith needs **30** apples for her class.

There are **5** apples in each bag.



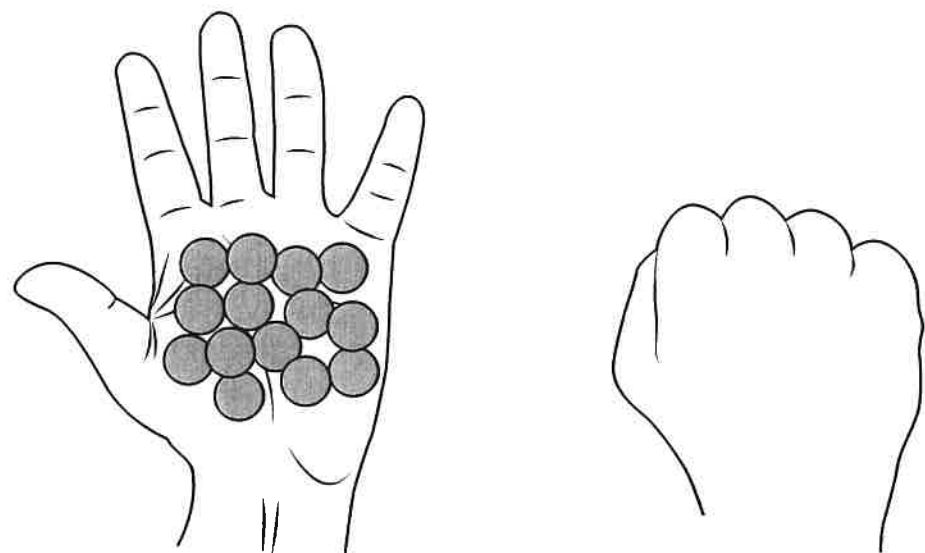
How many **bags** of apples does Miss Smith need altogether?

bags

1 mark

20 Amy has **21** counters altogether.

She has **14** counters in one hand.



How many counters does she have in the other hand?




counters



1 mark

21

Draw lines to match the shapes to their names.



pentagon

triangle

octagon

hexagon



1 mark

Practice questions

a Tick the correct word to complete the sentence below.

We were _____ on our topics.

Tick **one**.

worked ☐

works ☐

working ☐

work ☐

b Write one word on the line below to complete the sentence in the **past tense**.

I _____ to Scotland during the school holidays.

1

Tick the correct word to complete the sentence below.

Tomorrow, we could go for a walk _____ play games indoors.

Tick **one**.

- when ☐
- or ☐
- because ☐
- if ☐



1 mark

2

Tick the correct word to complete the sentence below.

_____ you go to the park, you can play a game.

Tick **one**.

- And ☐
- So ☐
- But ☐
- If ☐



1 mark

3 Which sentence is a **command**?

Tick **one**.

Pack away your paints now.

☐

You should be proud of your work.

☐

Will you show me your painting?

☐

That's your best work yet!

☐

1 mark

4 Add a **suffix** to the word fall to complete the sentence below.

The autumn leaves are fall to the ground.




1 mark

5

Add a **suffix** to the word fast to complete the sentence below.

The hare knew that he could run fast than the tortoise.



1 mark

6

What type of word is underlined in the sentence below?

Gran thought the flowers were pretty.

Tick **one**.

noun

☐

verb

☐

adjective

☐

adverb

☐

1 mark

7 Why do the underlined words start with a **capital letter**?

On Saturday morning, Sarah and her family went on holiday to Scotland.



1 mark

8 Circle the **two** nouns in the sentence below.

You have left your pencil on the bench over there.



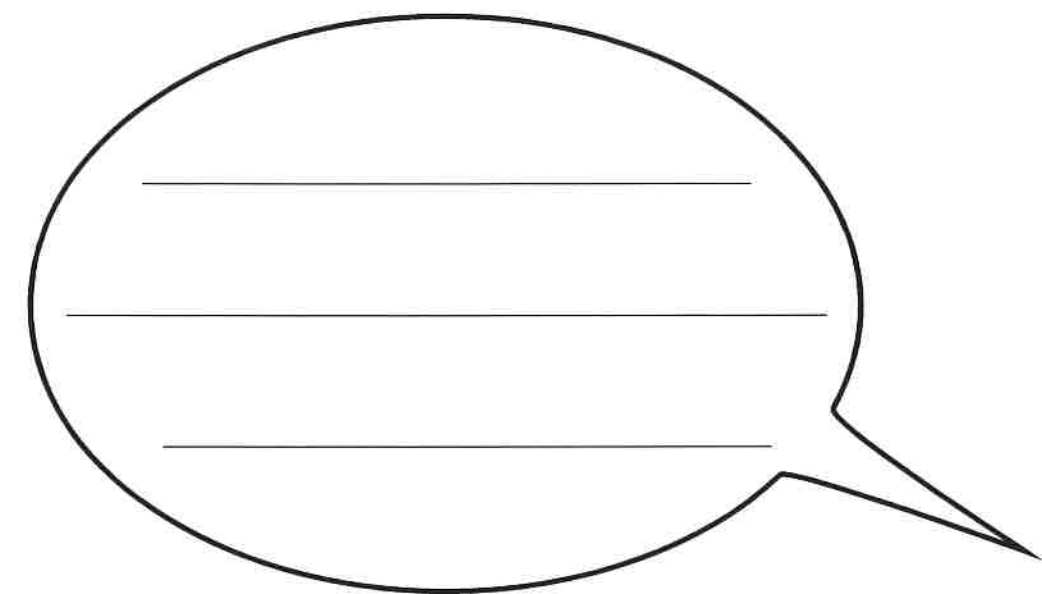
1 mark

9

Joe and Sam are finding out about lions.

Write a **question** they could ask their teacher in the speech bubble.

Remember to use correct punctuation.



2 marks

10 What type of sentence is below?

One day, Ali decided to make a toy robot.

Tick **one**.

a question

☐

a statement

☐

a command

☐

an exclamation

☐☐

1 mark

11 Circle the **adverb** in the sentence below.

Jamie knocked softly on his brother's bedroom door.

☐

1 mark

- 12 Circle the correct verbs so that the sentence is in the **past tense**.

The sun

is	was
----	-----

 shining and Mia

played	plays
--------	-------

in the garden.



1 mark

- 13 Circle the **two** verbs in the sentence below.

I ran up the stairs and opened the door.



1 mark

14 Which sentence uses an **apostrophe** correctly?

Tick **one**.

Lucy's bag is green and has lots of pockets.

☐

Lucys' bag is green and has lots of pockets.

☐

Lucys bag is green and has lot's of pockets.

☐

Lucys bag is green and has lots of pocket's.

☐

1 mark

15 Add one **comma** to the sentence below in the correct place.

The museum shop sells posters mugs and badges.



1 mark

- 16 Circle the **full stops** that are in the wrong places.
One has been done for you.

My classroom is oquite big. There are some colourful paintings.
on the walls. My best friend. Ahmed painted one of them.



- 17 Write the words did not as one word, using an **apostrophe**.

I _____ think my sandcastle would win a prize.



18 Which punctuation mark completes the sentence below?

What a wonderful present you gave me

Tick **one**.

full stop

☐

exclamation mark

☐

question mark

☐

comma

☐

1 mark

19

Tick to show whether each sentence is written in the **past tense** or the **present tense**.

Sentence	Past tense	Present tense
Aziz gave out the paint pots.		
Aziz spills water on the table.		
Aziz needed some glue.		



1 mark

END OF TEST

Wednesday
Year 2

Name: _____

Turquoise A

Class: _____ Date: _____

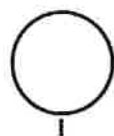
Theseus and the Minotaur



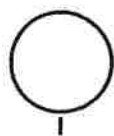
Theseus had a difficult job to do. He had to kill the Minotaur, a horrible monster whose favourite food was ... people.

The Minotaur was half-human, half bull. It lived in a labyrinth, a maze deep underground. And all Theseus had to help him was a ball of string!

1 Which word on this page means the same as 'nasty'?




2 Where did the Minotaur live?



Theseus stepped into the dark, gloomy labyrinth.
He could hear his own heart beating:
thump-thump, thump-thump.

Theseus set off towards the
centre of the maze, unrolling
the string as he went. The string
would help him find his way out after he had killed
the Minotaur – if he was still alive by then!



3 a) How do you think Theseus felt at this point in the story?

b) Find and copy a sentence from the story that shows
how Theseus felt.

4 Why did Theseus have string with him? Tick **one** box.

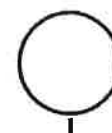
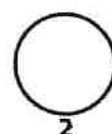
The string would help him to kill the Minotaur.

☐

The string would help him to find his way out of
the labyrinth.

☐

The string would help him to remember what he
had to do.

☐

Thump-thump, thump-thump ... Theseus's heart beat faster and faster. He was getting closer and closer to the centre of the maze ...

Suddenly he heard a loud ROAR!
It came from the most terrifying monster Theseus had ever seen – the Minotaur!



- 5** Which repeated word or phrase tells us about the sound Theseus's heart was making?

Tick **one** box.

Faster and faster

☐

Closer and closer

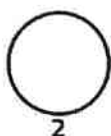
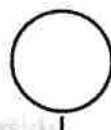
☐

Thump-thump, thump-thump

☐

- 6** a) What do you think is going to happen when Theseus meets the Minotaur?

b) Why do you think this will happen?



Theseus acted quickly. He jumped onto the Minotaur's back, grabbed its horns and twisted its head back. The angry monster tried to knock Theseus off, but it was too late. There was a loud crack, and the Minotaur fell to the ground. His neck was broken.




Theseus followed the string all the way back to safety.

7 Which word on this page means the same as 'took hold of'?

8 How does the ending of the story make you feel?

For teacher use

Your mark	_____ out of 10
What went well	
How to improve	





1. What has happened just before this picture?

2. What is this fox up to? How do you know?

3. What is happening in the houses? How do you know?

4. What is going to happen next ? How do you know?

$$5 \times 10 =$$

$$8 \times 5 =$$

$$3 \times 2 =$$

$$11 \times 5 =$$

Name

LF: Multiplication

Using arrays

$$4 \times 5 = 20$$

$$5 + 5 + 5 + 5 = 20$$



(1x5) (1 lot of 5)

$$2 \times 2 =$$

$$2 + 2 =$$

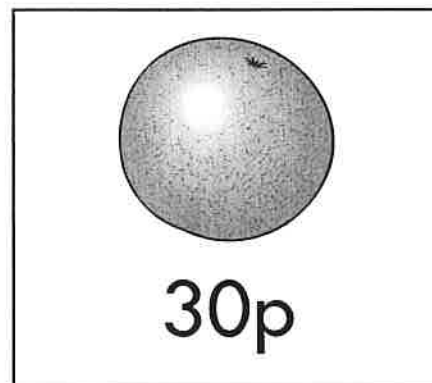





$$6 \times 5 =$$



$$7 \times 2 =$$

22 Look at these four fruits.



Kemi buys **three different** fruits.

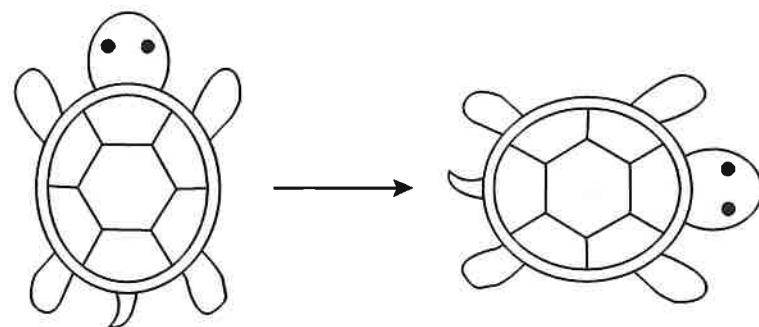
She spends exactly **£1**

Tick the **three** fruits that she buys.



23

This turtle is rotated **clockwise**.



How much is the turtle rotated?

Circle your answer.

quarter
turn

half
turn

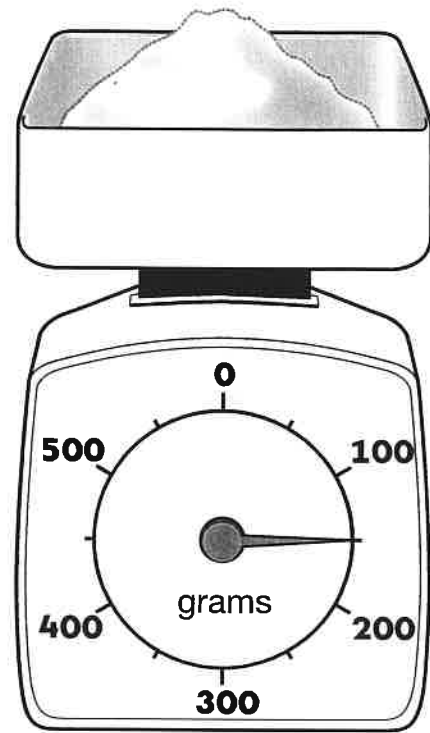
three-quarter
turn

full
turn



1 mark

24 How much does the sugar weigh?


g

1 mark

25

Match the sums that have the same answer.

One is done for you.

$20 + 8$

$30 + 28$

$50 + 8$

$70 + 18$

$80 + 8$

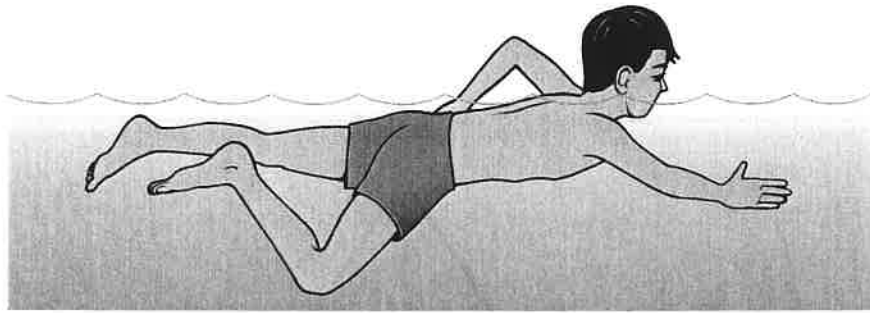
$10 + 18$

$90 + 8$

$50 + 48$



1 mark



One length of a swimming pool is **10** metres.

Abdul swims the length of the pool **4** times.

Abdul works out how many metres he swims altogether.

Circle the **two** calculations that Abdul can use.

$$10 + 4$$

$$4 \times 10$$

$$10 + 10 + 10 + 10$$

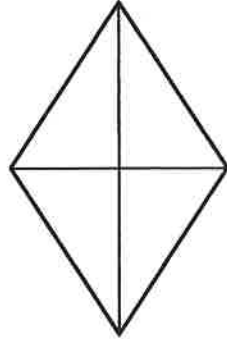
$$4 + 4 + 4 + 4$$



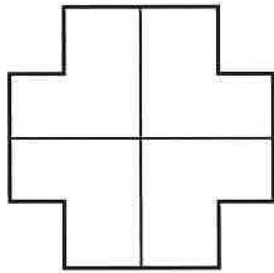
1 mark

27 Shade the fractions of the shapes.

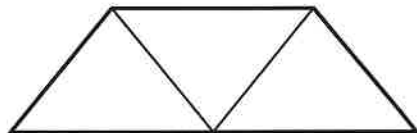
Shade $\frac{1}{2}$




Shade $\frac{3}{4}$



Shade $\frac{1}{3}$



2 marks



There are **40** crayons in a box.

Sam takes **17** crayons.

Kemi takes **10** crayons.

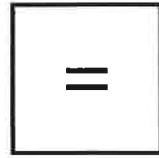
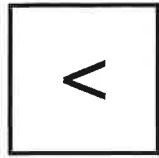

How many crayons are left?

Show
your
working

crayons

2 marks

29 Here are some signs.



Write the correct sign in each box.

$$10 + 5 \quad \square \quad 10 \times 5$$

$$2 \times 6 \quad \square \quad 6 + 6$$



1 mark

30 Ben has **75** cherries.

He eats **28** of them.






How many cherries does he have left?

cherries



1 mark

31 Tick the clock face that shows **ten past twelve**.



☐ 1 mark

END OF TEST



Standards
& Testing
Agency

2016 key stage 1 mathematics

Paper 2: reasoning

Print version product code: STA/16/7365/p ISBN: 978-1-78315-911-6

Electronic PDF version product code: STA/16/7365/e ISBN: 978-1-78315-912-3

For more copies

Additional printed copies of this booklet are not available. It can be downloaded from www.gov.uk/government/publications.

© Crown copyright and Crown information 2016

Re-use of Crown copyright and Crown information in test materials

Subject to the exceptions listed below, the test materials on this website are Crown copyright or Crown information and you may re-use them (not including logos) free of charge in any format or medium in accordance with the terms of the Open Government Licence v3.0 which can be found on the National Archives website and accessed via the following link: www.nationalarchives.gov.uk/doc/open-government-licence. When you use this information under the Open Government Licence v3.0, you should include the following attribution: 'Contains public sector information licensed under the Open Government Licence v3.0' and where possible provide a link to the licence.

OGL

Exceptions – third-party copyright content in test materials

You must obtain permission from the relevant copyright owners, as listed in the '2016 key stage 1 tests copyright report', for re-use of any third-party copyright content which we have identified in the test materials, as listed below. Alternatively you should remove the unlicensed third-party copyright content and/or replace it with appropriately licensed material.

Third-party content

These materials contain no third-party copyright content.


If you have any queries regarding these test materials contact the national curriculum assessments helpline on 0300 303 3013 or email assessments@education.gov.uk.

Thursday
Year 2

LIVING IN A CASTLE

When you think of a castle, you might have stories like King Arthur in mind. You might even think of stories about princesses and dragons. But what were castles really like and who lived and worked in them?

Hundreds of years ago, when these castles were new, lots of people lived in them. The high towers and thick walls kept them safe when there were battles. Today, many castles are ruins and are falling down.



Practice questions

c What is this text about?

Tick **one**.

building a castle

☐

repairing a castle

☐

living in a castle

☐

looking for a castle

☐

d **Find** and **copy** the name of the story that people might think of when they think of castles.

Lords and Ladies

A castle usually belonged to a rich lord. He lived in the castle with his family. His wife was called a lady. Their children had their own garden to play in and lots of servants to do things for them.



Knights

Knights were important men who worked for the lord. They were skilled fighters who kept the land safe from robbers and enemies.



8 Who did most castles belong to?

Tick **one**.

jesters

☐

lords

☐

knights

☐

servants

☐☐

1 mark

9 Find and copy one word that shows knights were very good fighters.

☐

1 mark

10 Who did knights protect the land from?

☐

1 mark



Jesters

A jester was there to amuse the lords and ladies. He did this by singing, dancing, telling stories or even juggling.

Servants

The servants in a castle often worked from early in the morning to late at night. They did many important jobs such as cooking, cleaning and washing. They also cared for the children and looked after the gardens.

11 When did the servants start work?

☐ 1 mark

12 Tick to show what jesters and servants did in the castle. The first one has been done for you.


	Jesters	Servants
gardening		✓
cleaning		
dancing		
juggling		
cooking		

☐ 1 mark

Did you know?

Some castles were surrounded by a moat filled with deep water to stop enemies getting in. The only way into a castle was over a drawbridge which was lowered across the moat.

Castles were very noisy and smelly places. Animals roamed inside the walls and all sorts of people worked there. People who made things from metal clanged out armour and weapons, soldiers and knights practised fighting, and children played. The people who worked in the kitchens had to make dinner for all these people.



13 Why were some castles surrounded by a moat?



1 mark

14 What made castles smelly places?



1 mark

15 Give **two** things that people made inside the castle walls.

1. _____

2. _____



1 mark

Winter Parcel

Today I'm like a parcel,
wrapped up from top to toe,
protected from the icy winds,
the rain, the sleet and snow.

My head has got a hat on,
my neck hides in a scarf,
and on my hands some puppet gloves,
a tiger and giraffe.

My coat is thick and furry,
and does up very high.
And on my feet I've special boots,
to keep me warm and dry.

So though there's little of me
that anyone can see,
this walking, talking parcel is
most definitely ME!



16 What are **three** types of weather in this poem?

1. _____
2. _____
3. _____



17 *my neck hides in a scarf*

What does this mean?

Tick **one**.

The child's neck
is hurting. ☐

The child's neck
is covered. ☐

The child is playing
hide and seek. ☐

The child's
scarf is lost. ☐



18 What **two** animals does the child wear on her hands?

1. _____
2. _____




Winter Parcel

Today I'm like a parcel,
wrapped up from top to toe,
protected from the icy winds,
the rain, the sleet and snow.

My head has got a hat on,
my neck hides in a scarf,
and on my hands some puppet gloves,
a tiger and giraffe.

My coat is thick and furry,
and does up very high.
And on my feet I've special boots,
to keep me warm and dry.

So though there's little of me
that anyone can see,
this walking, talking parcel is
most definitely ME!



19 Find and copy two words that show that the coat is warm.

1. _____

2. _____



1 mark

20 How is the child in the poem like a parcel?



1 mark

END OF TEST

[BLANK PAGE]

Please do not write on this page.



1. What has happened just before this picture?

2. What are the friends looking for? How do you know?

3. Where are they? How do you know?

4. What do you think will happen next?

Name

LF Division
(Sharing)

Whole amount to
be shared

$$\textcircled{12} \div \textcircled{2} = 6$$

parts



Share

↑
Count one section.

$$16 \div 2 =$$



$$20 \div 5 =$$



$$30 \div 5 =$$

$$18 \div 2 =$$

$$24 \div 2 =$$

$$30 \div 10 =$$


$$55 \div 5 =$$

$$26 \div 2 =$$

$$14 \div 2 =$$


Building Bricks Multiplication


Can you add the bumps on the building bricks to complete these multiplication calculations?


1.  $2 + 2 + 2 = \square$ $3 \times 2 = \square$


2.  $4 + 4 = \square$ $2 \times 4 = \square$


3.  $3 + 3 = \square$ $2 \times 3 = \square$


4.  $3 + 3 + 3 = \square$ $3 \times 3 = \square$


5.  $1 + 1 + 1 + 1 = \square$ $4 \times 1 = \square$

6.  $2 + 2 + 2 + 2 + 2 = \square$ $5 \times 2 = \square$

7.  $1 + 1 + 1 + 1 + 1 + 1 + 1 + 1 = \square$ $8 \times 1 = \square$

8.  $4 + 4 + 4 + 4 = \square$ $4 \times 4 = \square$

9.  $2 + 2 + 2 + 2 + 2 + 2 = \square$ $6 \times 2 = \square$

10.  $4 + 4 + 4 + 4 + 4 = \square$ $5 \times 4 = \square$

Friday
Year 2

Year 2 pirate adventure task



Imagine that you and your friends are going away on an adventure aboard a pirate ship.

Think of the ten most important things that you would take with you and explain WHY you think these items will come in handy.

1.

2.

3.

Year 2 pirate adventure task

4.

5.

6.

7.

8.

9.

10.

Name: _____

Orange A


Class: _____ Date: _____

Practise these words: abseiling climbed clipped

The Wall of Fear

Jake's legs were trembling as he looked up at the high wall. He had a helmet on his head and a harness round his waist.

"Whatever happens," Jake said to himself, "I must NOT let the others see I'm afraid."



1 Why do you think Jake's legs were trembling? Tick **one** box.

Because his legs were worn out from running

☐

Because he was cold

☐

Because he was afraid of going up the high wall

☐☐

2 Why do you think Jake didn't want the others to know how he felt? Tick **one** box.

Because they might tease him

☐


Because he wasn't really afraid

☐

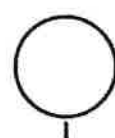
Because he was ill

☐☐


At last it was Jake's turn. Slowly, he climbed the ladder to the platform at the top of the wall. He was trying not to think about the next bit. He had to abseil all the way down the wall!



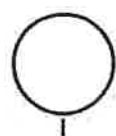
3 What did Jake have to do when he got to the top of the wall?



At the top, an instructor clipped a rope to Jake's harness. "Don't worry, son," he said. "You can do it!" But Jake was too afraid to speak.

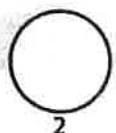


- 4 Find and copy **one** word from page 2 that means 'a person who teaches you how to do things'.



- 5 How does Jake feel at this point in the story?

Find and copy the sentence that tells you how he feels.



Jake looked over the edge of the platform. He could see Max and Jordan down there.

They were grinning.

Did they think he couldn't do it?

Well, he would show them!

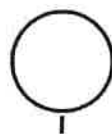

Taking a deep breath, Jake held the rope and leant back.

He had done it!

He was abseiling!



- 6 Draw a circle round the picture that shows someone abseiling.



7 Why did Jake decide to abseil down after all? Tick **one** box.


He wanted to show Max and Jordan he could do it.

☐

He knew his mum would be upset if he didn't.

☐

He thought abseiling was easy.

☐


8 Complete the two sentences to fill in the missing bits of the story.

First, Jake looked up at the wall and felt afraid.

Next, _____

Then, the instructor said Jake could do it, but Jake was still afraid.

In the end, _____




For teacher use

Your mark	_____ out of 10
What went well	
How to improve	

Bella Goes To Sea


Bella the goose lived with William in a cottage by the sea. William was a fisherman. He had a big garden with lots of good grass for Bella to eat. Sometimes for a treat he took Bella to the Harbour Cafe and bought her a milkshake and biscuits. But whenever William went to sea, Bella had to stay behind. "You can guard the house," he said.




PICK ONE.

cafe owner	<input type="checkbox"/>	guard	<input type="checkbox"/>
gardener	<input type="checkbox"/>	fisherman	<input type="checkbox"/>

b When William went away, what did he tell Bella to do?



Bella was lonely when William was away. She wished her wings were stronger so that she could fly after him. I will fly, thought Bella. She tried and tried... and at last she was flying perfectly.



One morning she followed William down to the harbour and out to sea. William was cross. "A fishing boat is no place for a goose," he said. But he let her stay. Bella loved life at sea.

1 When Bella was learning to fly, she...

Tick **one**.

was lazy.

☐

did not try hard.

☐

did not give up.

☐

found it easy.

☐

1 mark

2 Why was William cross with Bella?



1 mark

In the afternoon the sky grew dark and a wild wind began to blow. It was too rough for fishing and then the engine broke down. The little boat was blown onto some rocks with a great crunch. "We're shipwrecked," said William. "Somebody will come." But nobody came. Nobody knew they were there.



3 Why did the boat hit the rocks?

1 mark

4 The boat hit the rocks with *a great crunch*.

This means that it made...

Tick **one**.

a huge squeak. ☐


a big splash. ☐

a long creak. ☐

a loud crash. ☐

1 mark

Next morning William wrote a message and tied it to Bella's leg. "Fly away home!" he said. I can do it, thought Bella. She flew straight to the Harbour Cafe. The other fishermen set out to rescue William and his boat. "Brave Bella!" said William. "When I get a new boat you can come with me whenever I go to sea." Bella was happy.



5 Where did Bella take William's message?



1 mark

6 At the end of the story, Bella was happy. Why?



1 mark

7 Number the sentences below from 1 to 4 to show the order they happened in the story.

The first one has been done for you.

William sent Bella to get help.

Fishermen came to rescue William.

The boat hit some rocks.

William went to sea on his boat.


1 mark

Useful words

ruins

battles

enemies

armour

Greater Than or Less Than

Put the correct sign (<, > or =) between these numbers.
Remember – the crocodile always eats the bigger number!

12 35

43 27

36 41

28 92

46 32

88 56

22 22

8 10

88 91

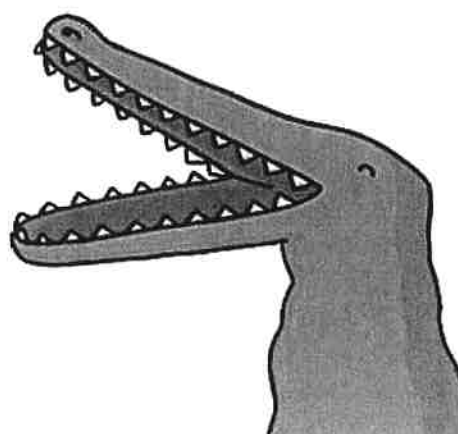
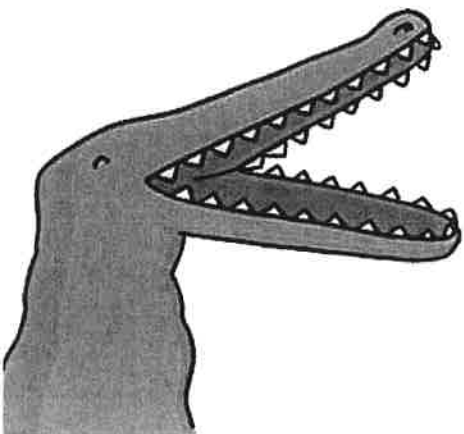
77 77

21 98

58 57

96 95

16 16



Greater Than or Less Than

Put the correct sign (<, > or =) between these numbers.
Remember – the crocodile always eats the bigger number!

10

12

16

10

4+1

41

15+5

16

5+5

10

13+10

23

16+4

22

38

20

88

91

7+7

14

21+5

25

50+8

57

9+6

16

31+3

36

