



## Homework for Year 1

This is your child's homework information sheet for Quarter 3. Listed below is the project due with its dates and extra information about what we'll be learning about after half term.

### Weekly Homework

Each week your child should get:

- Reading: your child's daily reading should be recorded in their home communication books.
- Spellings
- Maths practice (See homework slip)

**All homework will be issued on a Friday and handed in on a Wednesday. Other subject tasks may be set at the discretion of the class teacher.**

### Discovery Project

## All about a significant individual

#### Outcomes

Your child's project **could** take any of the forms below:

- ✓ Art work
- ✓ 3D models
- ✓ Information leaflet
- ✓ PowerPoint presentations

- ✓ Stories
- ✓ Picture book
- ✓ Comic strip
- ✓ Posters

Our big question for this Quarter is '**Why do we remember people?**'. Your child's project can be anything about a significant individual from any culture! If you and your child have any other ideas it would be GREAT to see them too. Projects will be shared at the Learning Fair.

#### Hand in dates

Mid project: **24<sup>th</sup> April** to check progress.

Final project: **6<sup>th</sup> May** for final piece ready for class sharing.

#### Useful links

<http://www.bbc.co.uk/schools/primaryhistory/famouspeople/>

Remember that if you would like anything in this letter explained or have a question about the work, please don't hesitate to ask us.

Miss Yousaf and Miss Ansah

## Additional Information

Listed below is information about the areas your child will be studying over the next few weeks and also ideas of how you can help.

Subject	Class coverage	How you can help
<b>English</b>	<ul style="list-style-type: none"> <li>• Spelling rules (plurals, suffixes, prefixes)</li> <li>• Poetry (rhythm and rhyme)</li> <li>• Non-fiction text (structure and common features)</li> </ul>	<ul style="list-style-type: none"> <li>• Continue with the weekly spellings and reading</li> <li>• Read and discuss various poems and non-fiction books with your child</li> <li>• Reading books on Bug Club</li> </ul>
<b>Maths</b>	<ul style="list-style-type: none"> <li>• Solving problems with money</li> <li>• 3D shapes</li> <li>• Counting in 2's, 5's and 10's</li> <li>• Sharing</li> <li>• Comparing weights</li> <li>• Addition and subtraction</li> <li>• Days of the weeks and months of the year</li> </ul>	<ul style="list-style-type: none"> <li>• Continue to complete the weekly maths homework</li> <li>• Use Mathletics to play different Maths tasks online.</li> </ul>
<b>Science</b>	<ul style="list-style-type: none"> <li>• Animals including humans</li> <li>• Identifying, comparing and classifying animals according to their class and diet</li> <li>• Learning about reptiles, amphibians, mammals, fish and insects.</li> <li>• Learning about omnivores, carnivores and herbivores.</li> </ul>	<ul style="list-style-type: none"> <li>• Explore and discuss animals diets and how to classify, identify and group them</li> <li>• Learn about different animals, their names and key characteristics</li> <li>• Visit your local farm, zoo.</li> <li>• Watch educational videos online about animals.</li> </ul>
<b>Computing</b>	<ul style="list-style-type: none"> <li>• Using audio and sound effects</li> <li>• Recording videos</li> </ul>	<ul style="list-style-type: none"> <li>• Explore story telling through various media</li> </ul>
<b>Discovery</b>	<ul style="list-style-type: none"> <li>• Significant people from the past</li> <li>• Who were Queen Victoria and Queen Elizabeth?</li> <li>• Who were Rosa Parks and Malala Yousafzai?</li> <li>• How did they impact other people's lives?</li> </ul>	<ul style="list-style-type: none"> <li>• Research and discuss significant people from the past</li> </ul>
<b>PSHE and RE</b>	<ul style="list-style-type: none"> <li>• Healthy me</li> <li>• Sikhism</li> </ul>	<ul style="list-style-type: none"> <li>• Explore and discuss these topics at home with your child</li> </ul>

If you find anything out, come across an exciting book or find a great website, please let us know so we can pass the information on to all our other parents.

**Many thanks for your help and support.**



Monday

Year 1



# Capital letters



Each lower case letter also has a capital letter shape.

## Handwriting

- Trace the capital letters. Then copy them underneath.

A B C D E F G H I J K L M

N O P Q R S T U V W X Y Z

## Matching letters

- Write the capital letters that match the small letters.

r =  e =  a =  g =  i =  u =  k =

h =  s =  l =  f =  v =  p =  t =

w =  y =  q =  b =  n =  z =

o =  c =  d =  x =  m =  j =


**Supporting your child** Point out words that start with capital letters: on envelopes, letters, etc. This will be covered in more detail on pages 19–23.



# Reading Comprehension

## Three Key Words

Read the sentence and colour the picture.



1. My left arm is pink.
2. My body has red spots.
3. My right arm is purple.
4. My ears have green spots.
5. My left leg is blue.
6. My right leg is yellow.

# Reading Comprehension

## Three Key Words

Read the sentence and colour the picture.



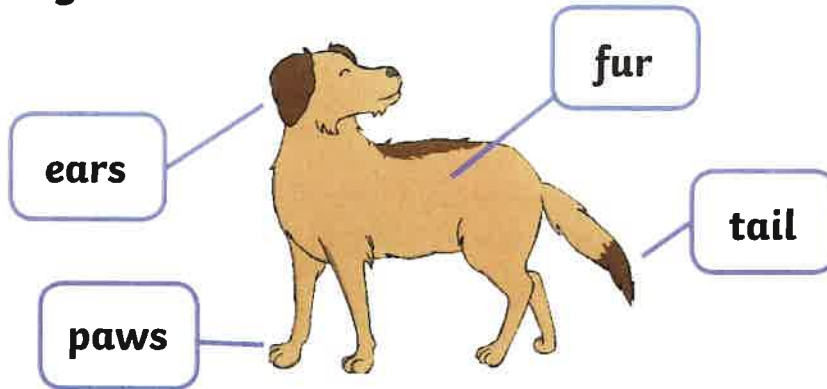
1. My skirt is pink and green.
2. My t-shirt has black spots.
3. My sunglasses are green and pink.
4. My hat has blue stripes.
5. My bucket is red and blue.
6. My spade has red stripes.

# Taking Care of a Dog



Dogs are great pets to have and they are lots of fun.

## A Dog



Baby dogs are called puppies. When they are born, they have lots of brothers and sisters.



Dogs need to run a lot to stay healthy. They need to go for daily walks and play every day. Make sure your dog has a lead so you can keep them safe.



## Things a dog will need:

food bowl



water bowl



lead



bed



toy



# Questions

1. Tick two things a dog will need.

bed

cage

toy

2. What is a baby dog called?

kitten

chick

puppy

3. What does 'daily' mean?

every second

every day

every year

4. What do dogs **need** on a walk to stay safe?

a ball

a coat

a lead

5. Why do dogs need to run a lot?

to stay healthy

to eat more food

to get to sleep

# Fun Facts About the Queen

- I have nine thrones; six at Buckingham Palace!
- In 1954, I became the first serving monarch to circumnavigate the globe on a six month round-the-world tour with my husband.
- I have 'sat' for my portrait to be painted over 130 times!
- I send telegrams to congratulate people who reach the age of 100.
- I was the first, and so far the only, female member of the Royal Family to serve in the armed forces.
- Corgis are my favourite dogs. I have owned more than 30 corgis during my reign.





# Missing Numbers

Write down each missing number.

1   2   3   4   5   6   7   8   9   10  
11   12   13   14   15   16   17   18   19   20  
21   22   23   24   25   26   27   28   29   30  
31   32   33   34   35   36   37   38   39   40  
41   42   43   44   45   46   47   48   49   50



# Reading scales

Weigh objects



pineapple

kilogram



book

kilograms




bowling ball

kilograms



cat

kilograms



parcel

kilograms



melon

kilograms

The heaviest object is the \_\_\_\_\_

The lightest object is the \_\_\_\_\_

### Teacher's notes

Children write down how many kilograms each object weighs. Then they complete the sentences.





# Reading Comprehension

## Three Key Words

Read the sentence and colour the picture.




1. My shorts have green spots.
2. My t-shirt is green and blue.
3. My hat is yellow and blue.
4. My beach ball is purple and blue.
5. My sunglasses are black and white.
6. I am next to a yellow flower.

# Reading Comprehension

## Three Key Words

Read the sentence and colour the picture.



1. The petals are pink and yellow.
2. The left leaf is green.
3. The right leaf is red.
4. A spider is under the flower.
5. The pot has green stripes.
6. A bee is next to the flower.


# Safari Themed Challenge Cards



twinkl.com


1. 7 ostriches run through the desert.  
They join a group of 9 ostriches

How many are there now?



2. A herd of 11 elephants joins up  
with another herd of 5.

How many elephants are there now?



3. There are 17 wildebeest on the  
plain. 9 leave to find water.


How many are on the plain now?







## Wish You Were Here

Think of a place you've been to or a place you've read about in a story. Write a postcard from your fantasy setting. Don't forget to describe everything you can see so we feel like we are there too.




<hr/> <hr/> <hr/> <hr/> <hr/> <hr/> <hr/> <hr/>	  <hr/> <hr/> <hr/> <hr/> <hr/>
---	--




# Sharing snails


Share objects into equal groups




shared between  
 is .



shared between  
 is .



shared between  
 is .



shared between  
 is .

### Teacher's notes


Children count the number of snails and share them equally between the leaves by drawing them on. Then they complete the sharing sentence underneath.



# Reading Comprehension

## Three Key Words

Read the sentence and colour the picture.



1. My hair has golden spots.
2. My tail is green and blue.
3. The sea is blue and white.
4. The rock has grey stripes.
5. My left eye is blue.
6. My right eye is green.

# Reading Comprehension

## Three Key Words

Read the sentence and colour the picture.



1. My right foot is yellow.
2. My left foot is green.
3. My cape has red stripes.
4. My buckle is gold and blue.
5. My suit is blue and black.
6. My mask has red stripes.

# ch, sh and th sounds

Adding **h** to **c**, **s** or **t** changes the sound it makes.

**c + h = ch**  
cat → chat

**s + h = sh**  
sell → shell

**t + h = th**  
tin → thin

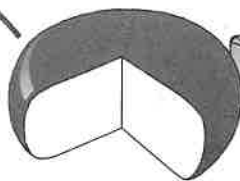
Draw a line to join the word to its picture.

cheese

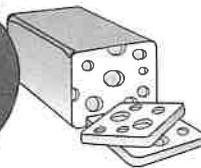


shark


watch



teeth



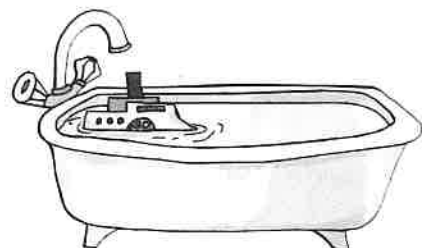

shoe



Write the **ch**, **sh** or **th** word for each picture.



teacher





Tuesday

Year 1



Date: \_\_\_\_\_

# Sharing shopping

Share objects into equal groups



You will need:

- counting objects, such as counters or beads



Aaron has bought  cakes.



He shares them with 3 friends.



They have  cakes each.



Sarai has bought  strawberries.



She shares them with her 2 cousins.



They have  strawberries each.



Amber has bought  sweets.




She shares them equally with Laura.



They have  sweets each.



Ethan has bought  bananas.



He shares them with 3 friends.



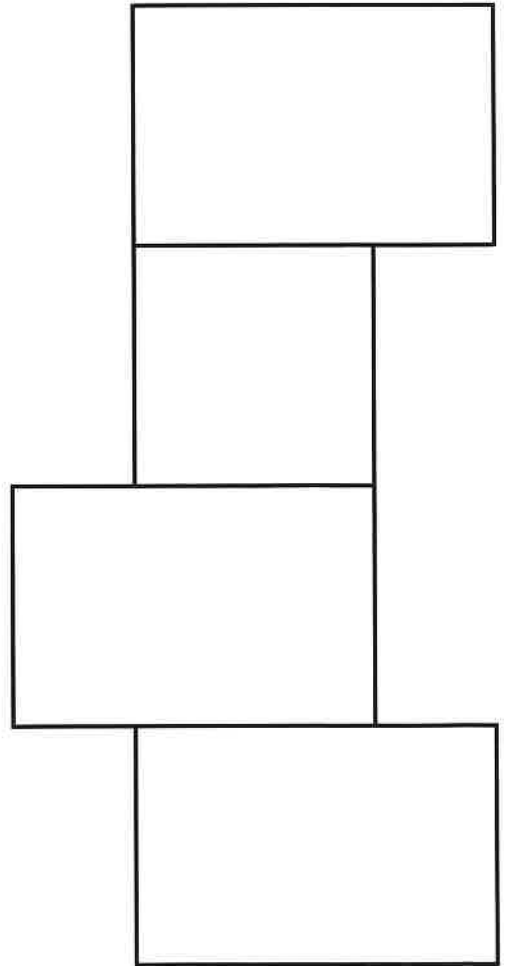
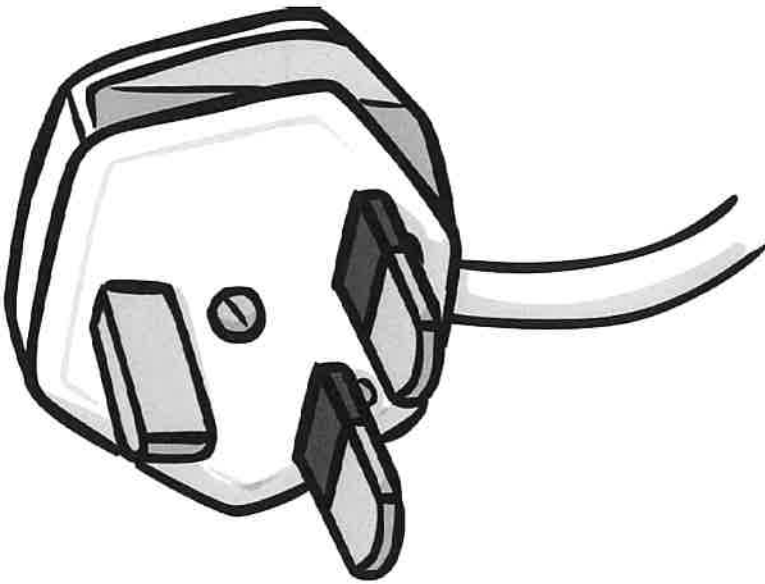
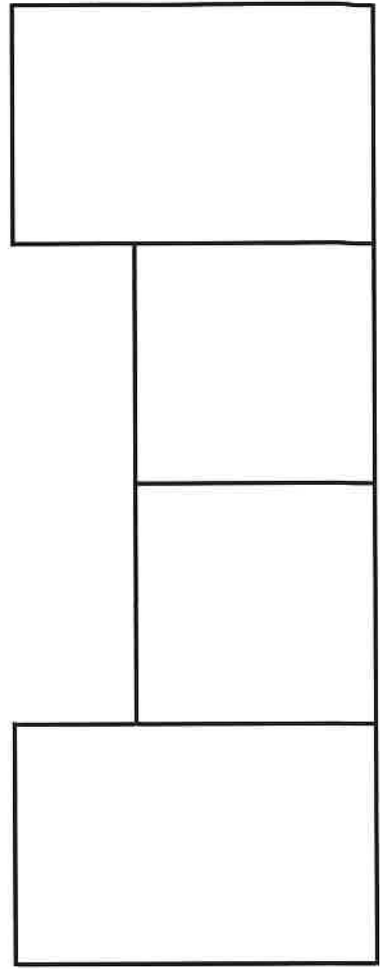

They have  bananas each.


### Teacher's notes

Children count the number of objects and share them equally between the people shown, using counting objects to help if needed. They write the total number of objects and the number each person gets in the spaces.









--	--	--	--	--



--	--	--	--



# Write the Missing Numbers



Name \_\_\_\_\_ Date \_\_\_\_\_

Write in the missing numbers up to 100.

1	2	3		5	6	7	8	9	10
11	12		14		16	17		19	20
	22		24	25			28		30
31	32			35	36	37		39	40
41	42							49	50
51	52		54	55		57	58	59	60
61	62			65	66			69	
	72		74		76	77	78	79	80
	82		84	85	86			89	90
	92	93	94	95	96		98		100





# Lighter or heavier?

Compare weights



lighter

heavier



heaviest

lightest

### Teacher's notes

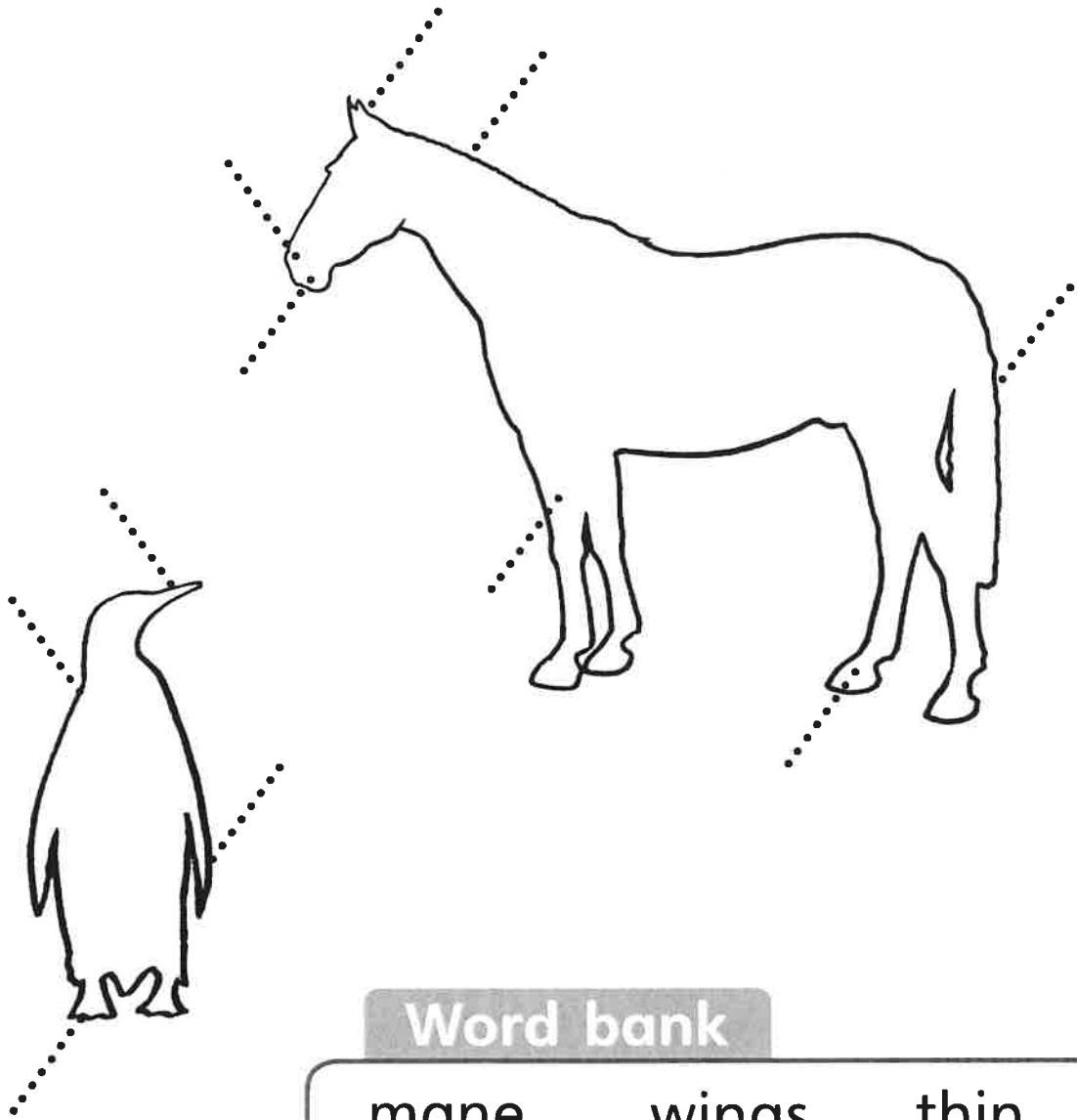
At the top of the page, children circle the lighter or heavier objects. At the bottom, they draw lines to show the lightest and heaviest objects.



Name: \_\_\_\_\_

## Animal labels

Choose one animal and add labels using the word bank.



### Word bank

mane	wings	thin
legs	mouth	brown
tail	nostrils	white
hooves	feet	yellow
ears	big	orange
beak	long	black
feathers		soft






# Reading Comprehension

## Three Key Words

Read the sentence and colour the picture.




1. The top windows are blue.
2. The bottom windows are yellow.
3. The sun has yellow stripes.
4. The roof has red spots.
5. The bricks have red stripes.
6. The grass is green and yellow.

# Reading Comprehension

## Three Key Words

Read the sentence and colour the picture.



1. My left paws are brown.
2. My right paws are black.
3. My ears have ginger spots.
4. My tail has black stripes.
5. My nose is a dark brown.
6. My fur has brown spots.

## People and places



**We use capital letters for names of people and places.**

- Write your name and address.
- Use a capital letter to start each word.

Name \_\_\_\_\_

Address \_\_\_\_\_  
\_\_\_\_\_  
\_\_\_\_\_

## Other uses

**We use capital letters for days of the week.**

- Use a capital letter to start these days of the week:

\_\_onday

\_\_riday

\_\_ednesday

\_\_unday

**We also use a capital letter when we write the word 'I',  
e.g. 'I like ice cream', 'I like football'.**

- Complete the following sentences:

\_\_ love washing my dog.

\_\_ play the piano.




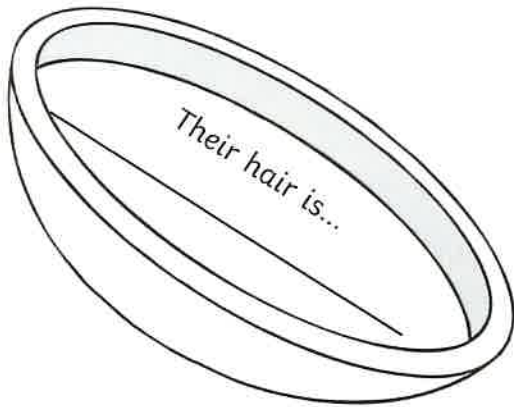


**Taking it further** Help your child learn to spell the days of the week. He/she should read the word, cover it, then write it.



## Cook up a Character

Welcome to the character kitchen, where all story book characters begin their lives. Can you add all of the ingredients to the bowl to make a brand new character to add to your story.





# Superhero Missing Numbers

Can you find the missing numbers?

$$5 + \text{[ ]} = 10$$

$$10 = 2 + \text{[ ]}$$

$$\text{[ ]} + 3 = 10$$

$$10 = \text{[ ]} + 8$$

$$7 + \text{[ ]} = 10$$

$$\text{[ ]} + 4 = 10$$

$$10 + \text{[ ]} = 10$$



# Superhero Missing Numbers

Can you find the missing numbers?



$$15 + \text{[ ]} = 20$$

$$20 = 14 + \text{[ ]}$$

$$\text{[ ]} + 6 = 20$$

$$20 = \text{[ ]} + 9$$

$$7 + \text{[ ]} = 20$$

$$\text{[ ]} + 11 = 20$$

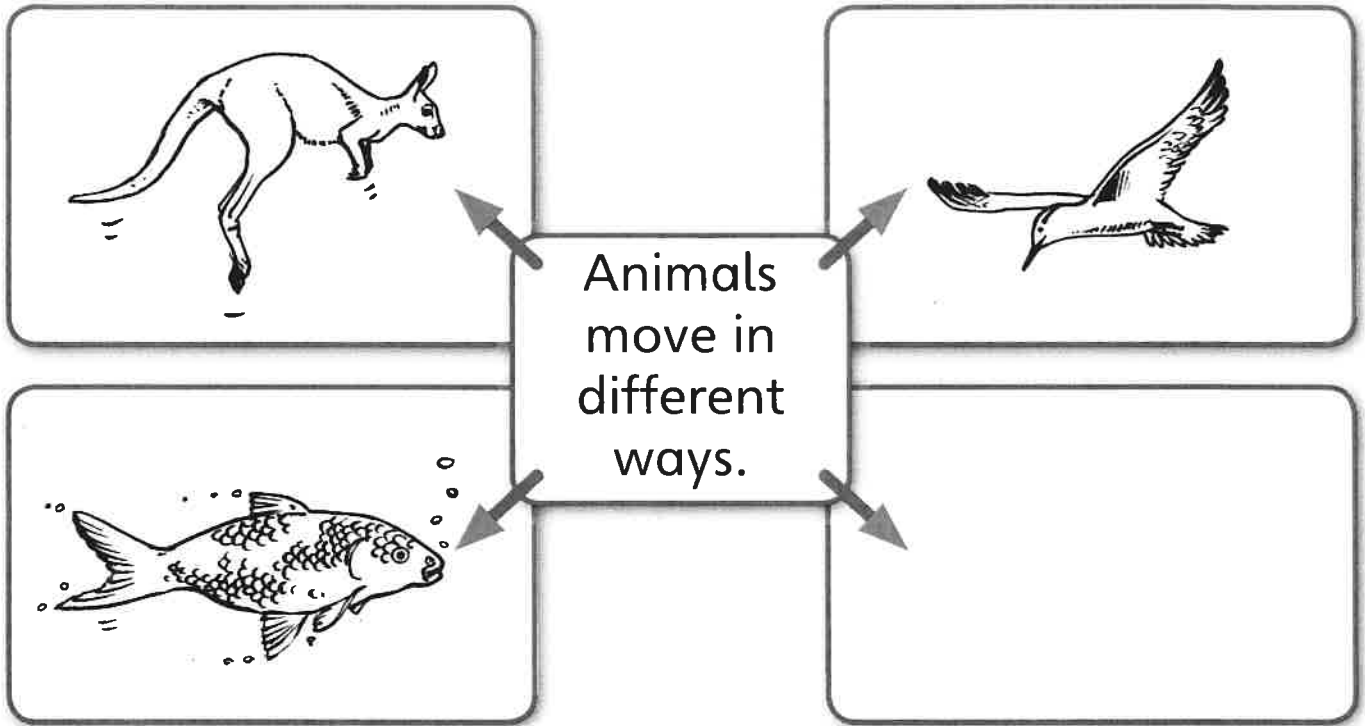
$$10 + \text{[ ]} = 20$$



Name: \_\_\_\_\_

## Animal actions 2

Look at the animals and discuss how they move. Draw a picture of an animal that runs.



Write a sentence about each animal.

1. \_\_\_\_\_  
\_\_\_\_\_ .
2. \_\_\_\_\_  
\_\_\_\_\_ .
3. \_\_\_\_\_  
\_\_\_\_\_ .
4. \_\_\_\_\_  
\_\_\_\_\_ .





Wednesday

Year 1



Name: \_\_\_\_\_

# Tiger

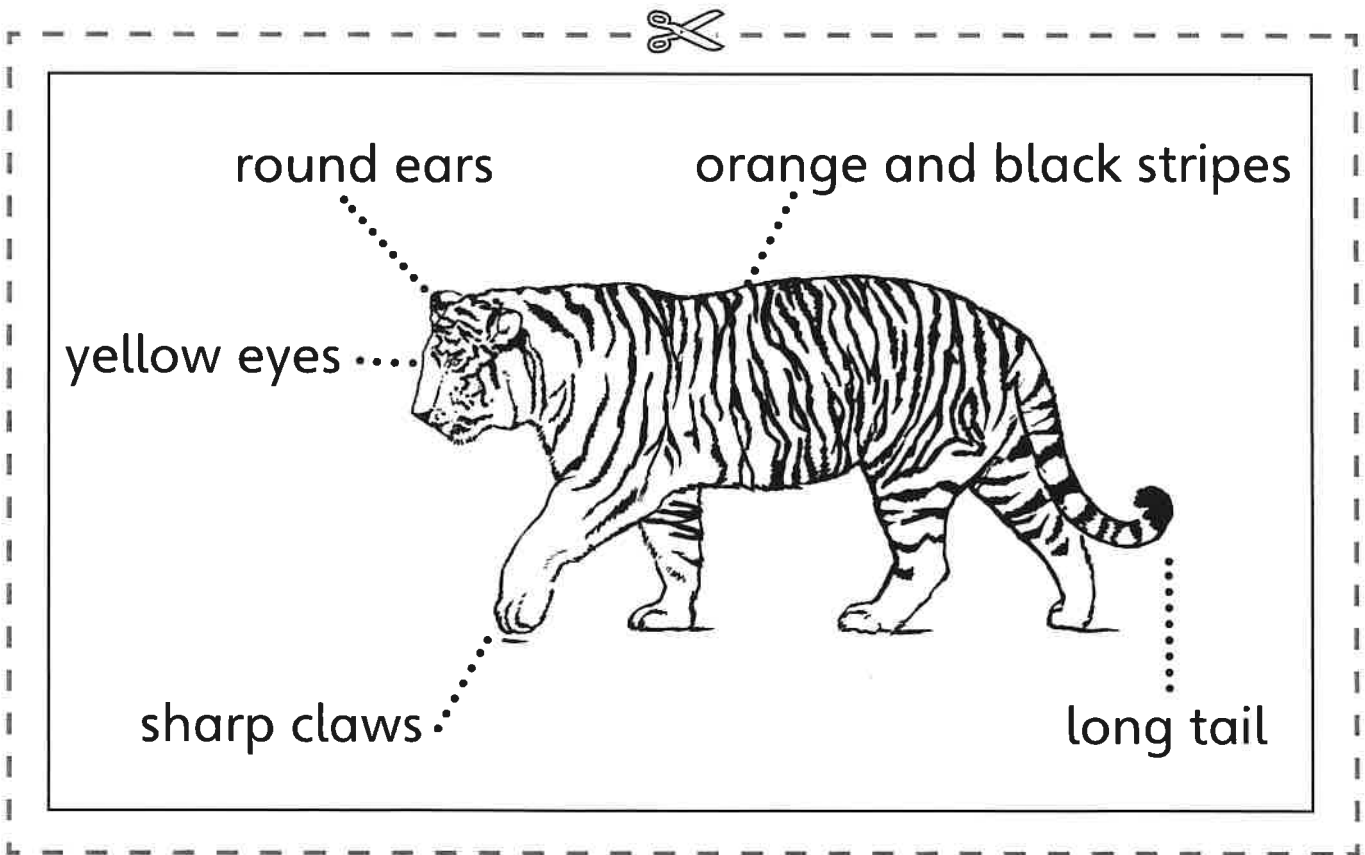
Cut out the features of the report and put them in the right order.

✂  
● They eat lots of meat.

✂  
● They live in Asia.

✂  
**TIGERS**

✂  
● They are very fast and strong.

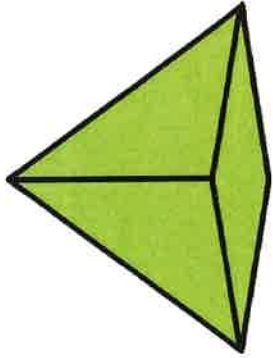


✂  
● Tigers are the biggest cats on Earth.

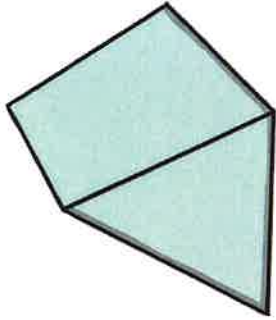





# 3D Shapes




square-based pyramid



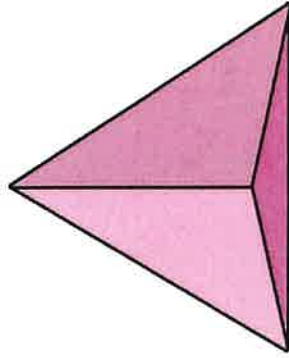
triangular prism



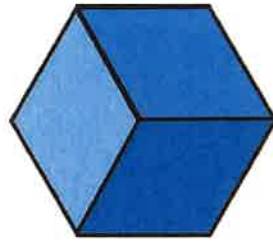
cone




cuboid




tetrahedron



cube



cylinder



sphere




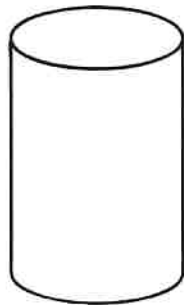
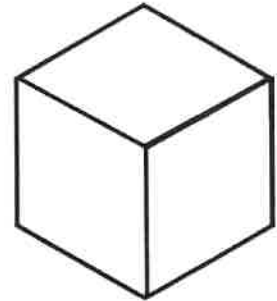
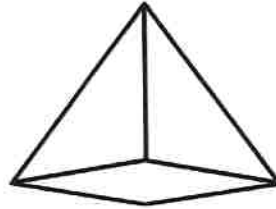
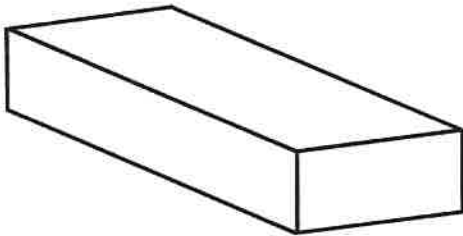
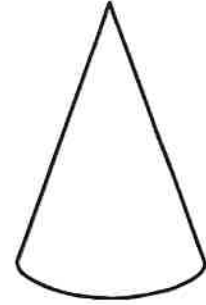
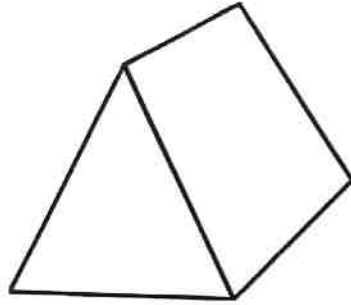
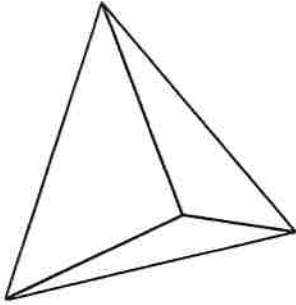
# Name the 3D Shape

## Amazing Fact

The shape with the largest number of sides is called the rhombicosidodecahedron. Try saying that 3 times, fast!

## Challenge

Write the name of the 3D shapes beneath each picture.



You could also try to find out:

- how many faces the rhombicosidodecahedron has;
- which 2D shapes its faces are made of;
- if you can find a rhombicosidodecahedron shape net.




# Comparing mass

Understand what a balance shows




heavier

lighter




The brick is \_\_\_\_\_  
than the banana.



The feather is \_\_\_\_\_  
than the egg.



The football is \_\_\_\_\_  
than the balloon.



The apple is \_\_\_\_\_  
than the pineapple.

### Teacher's notes

Children complete each sentence by writing 'heavier' or 'lighter'.








I can hear  
twigs snapping  
in the wind.




A drip from  
the tap drops  
in the sink.



The train had  
to stop in the  
fog.



Frank had a  
scoop of cream  
and plum tart.




Gran planted  
the tree next  
to the bench.




The flag  
twisted on the  
steep hill.



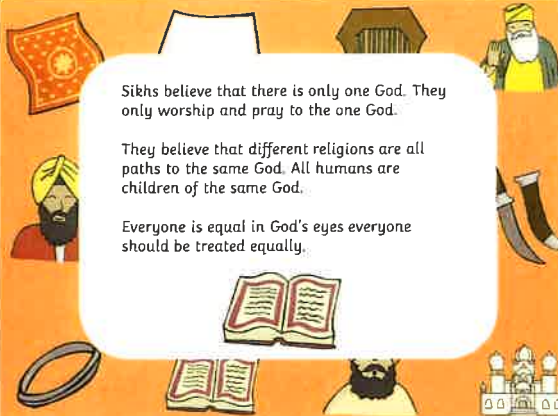
Trisha took a  
book off the  
shelf.



Wilf had  
sandwiches for  
lunch.




# What Sikhs Believe



Sikhs believe that there is only one God. They only worship and pray to the one God.

They believe that different religions are all paths to the same God. All humans are children of the same God.

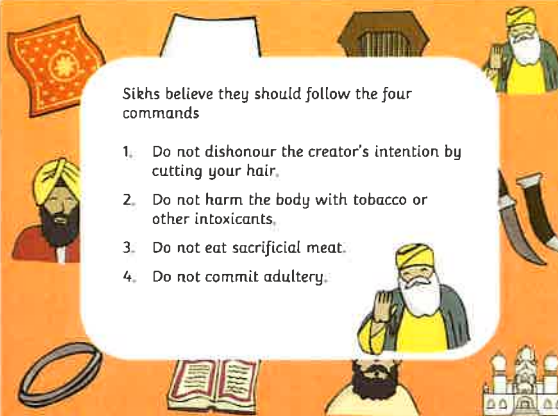
Everyone is equal in God's eyes everyone should be treated equally.



Sikhs believe that there should be part of a fellowship, worship, eat and serve together.

Sikhs, out a sign of respect and symbolism wear 5 articles of clothing. These are known as the five Ks.

Being baptised is the sign of being spiritually reborn. This is a key ceremony for Sikhs.



Sikhs believe they should follow the four commands

1. Do not dishonour the creator's intention by cutting your hair,
2. Do not harm the body with tobacco or other intoxicants,
3. Do not eat sacrificial meat.
4. Do not commit adultery.



# The End



# Healthy Eating and Living





There are many different ways to stay healthy. Some of these are:

- Exercising often
- Eating healthily
- Having a happy attitude



Why do you think being healthy is important?

## Exercising is fun!

Doing exercise often will help us all feel great and keep our bodies strong! Our hearts need to be kept active and pumping.



Exercise also burns fat.

## Here are a few easy ways to stay active:



walking



dancing

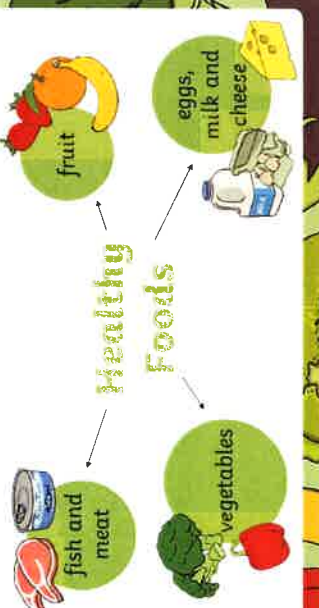


playing games

Can you think of any more?

### Healthy Eating

Here are some healthy foods. We should aim to eat at least **5 portions** of fruit and vegetables every day.



The diagram shows the word "Healthy Foods" in the center. Four arrows point to four categories of food: "fish and meat" (with a fish and meat can), "fruit" (with various fruits), "vegetables" (with various vegetables), and "eggs, milk and cheese" (with an egg, a milk carton, and a cheese wedge).

It is perfectly fine to eat a little bit of unhealthy food. However, eating too much unhealthy food can make us overweight and not feel good.


### Unhealthy Foods



The diagram shows the word "Unhealthy Foods" in the center. Four arrows point to four categories of food: "chocolate" (with a chocolate bar), "chips" (with a bag of chips), "sweets" (with a box of sweets), and "cake" (with a cupcake).

Can you think of any **unhealthy** things that people do?

Did you know that eating well and exercising also prevents us from becoming ill!



Name: \_\_\_\_\_

Date: \_\_\_\_\_



Look and say



going

where

would

or

took

school

think

home



Look, say and write



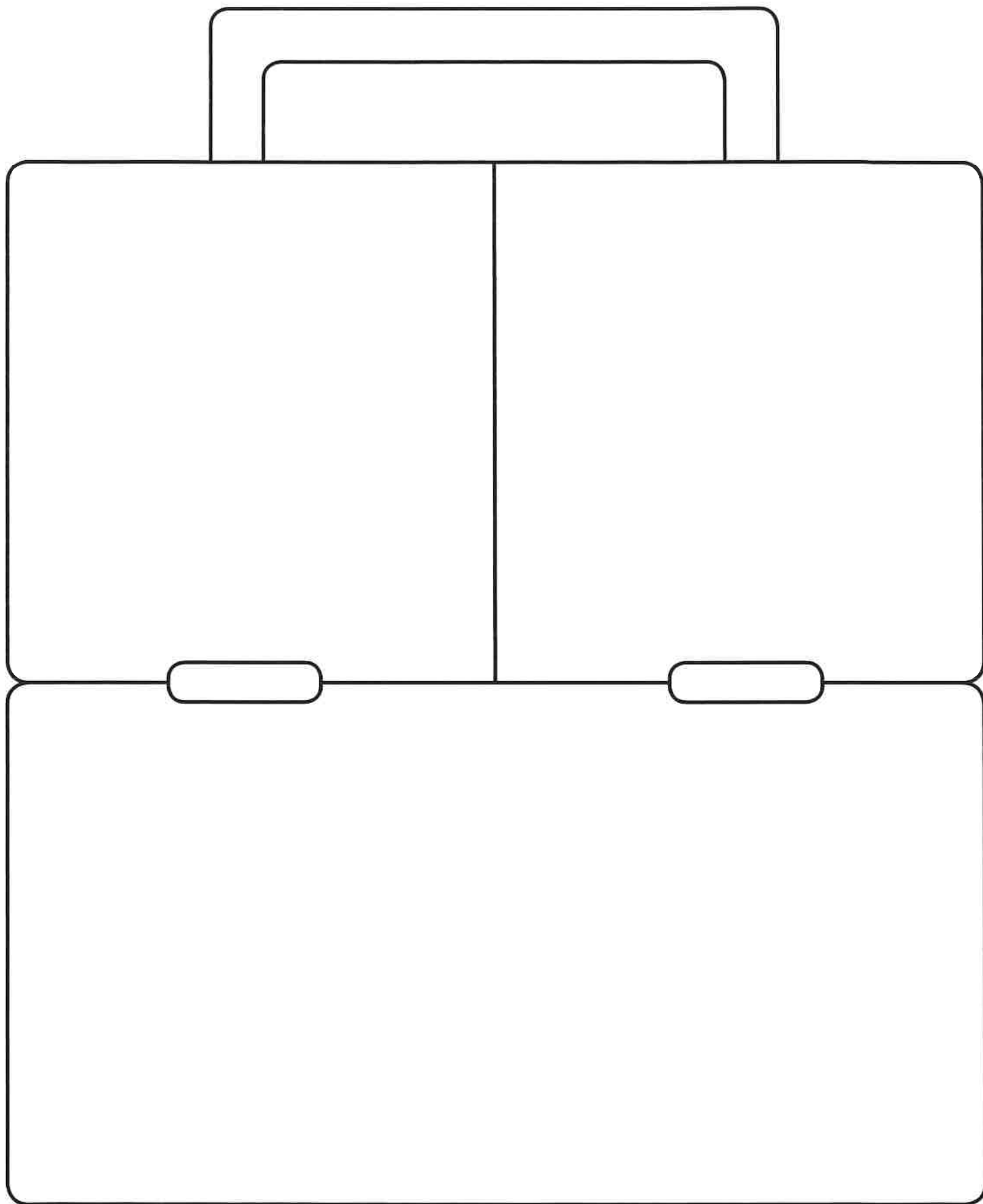
Cover and write





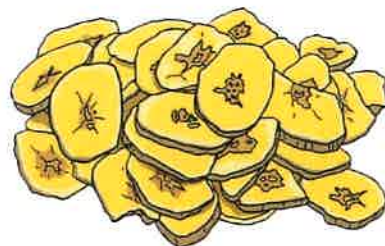

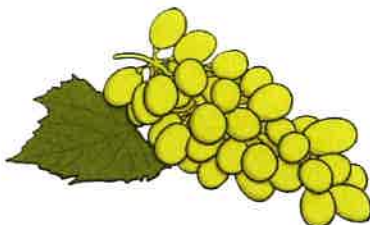
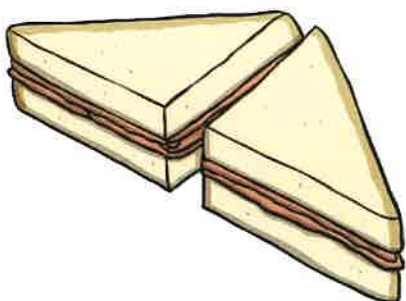




# Healthy Eating Lunch

Cut out the healthy food to put into your lunchbox.









Thursday

Year 1



Date: \_\_\_\_\_

# How many to balance?

## Weigh objects



You will need:

- balance
- objects to weigh
- set of cubes, bricks or blocks



scissors



glue



toy car



2 pens



book

your own  
choice of object

The heaviest object is the \_\_\_\_\_.

The lightest object is the \_\_\_\_\_.

2 pens weigh , so 1 pen weighs .

### Teacher's notes

Children use a balance and uniform cubes, bricks or blocks to find the weight of each object and record it in the box. They then draw a picture of their own chosen object, find the weight of it and record it in the box. Then they complete the sentences at the bottom of the page.



# The ow sound

The **ow** sound can be spelled **ow** or **ou**.

frown

round

Draw a ring round all the **ow** and **ou** words.

float

mouth

banana

down


camel

loud

tree

now

town



Write the **ow** or **ou** word for each picture.



.....  
mouse


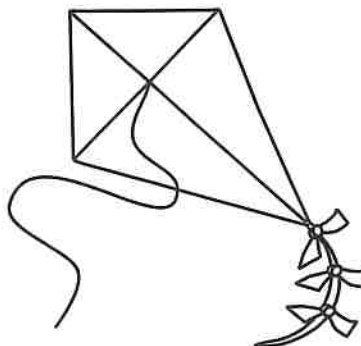



.....



.....

Colour the things that have the **ow** sound in.



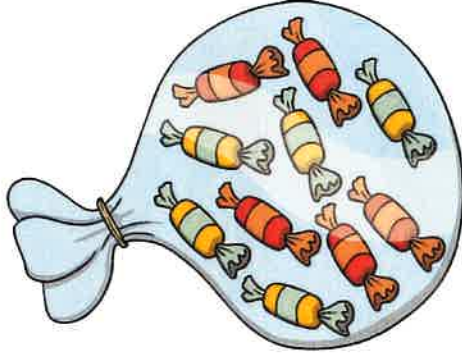


Multiples of 2 5 and 10 Word Problems

There are 10 sweets in a packet.

I have bought 17 packets.

How many sweets do I have?



Multiples of 10

Multiples of 2 5 and 10 Word Problems

There are 12 sausages in one packet.

How many sausages are in two packets?



Multiples of 2

Multiples of 2 5 and 10 Word Problems

Football stickers are sold in packets of five. I want to buy one sticker for each child in the class.

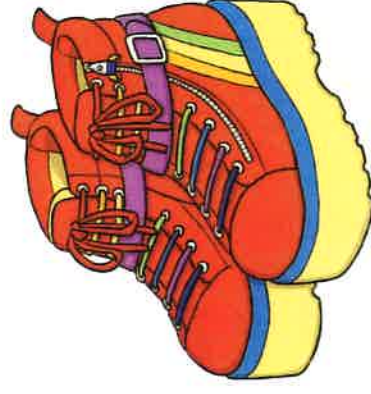
If there are 30 children, how many packets do I need to buy?



Multiples of 5

Multiples of 2 5 and 10 Word Problems

Miss Casha has 34 pairs of shoes. How many shoes are there altogether?



Multiples of 2

Multiples of 2 5 and 10 Word Problems

Owen had a birthday party and invited 10 friends.

He wants to put two blowers in each party bag. How many whistles does he need?



Multiples of 10

Multiples of 2 5 and 10 Word Problems

There are 30 children in 3C. Mrs Roberts has to mark each child's numeracy and science books tonight!


How many books does she have to mark?



Multiples of 2

Multiples of 2 5 and 10 Word Problems

Chris spends 70p on 10 party bags. How much does each bag cost?

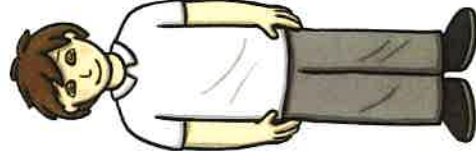


Multiples of 10


Multiples of 2 5 and 10 Word Problems

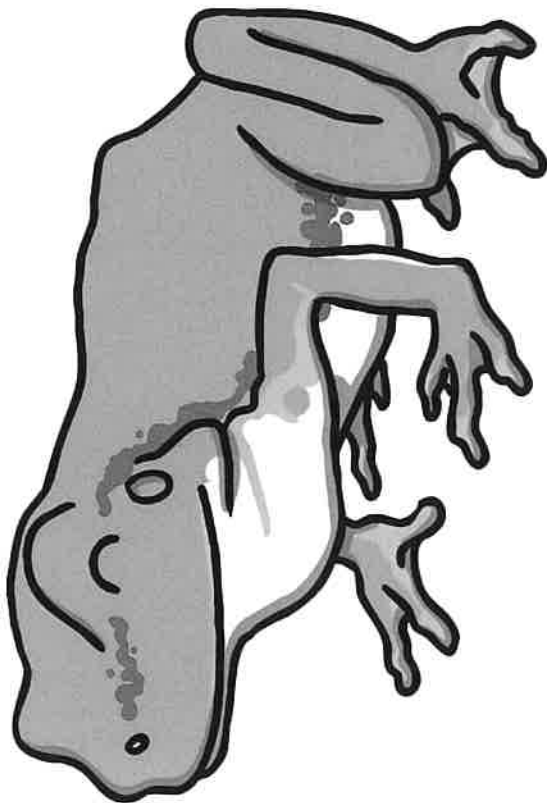
In year 2, there are 70 boys in two classes.

How many would be in each year 2 class?



Multiples of 2










# Reading Comprehension

## Three Key Words

Read the sentence and colour the picture.



1. My front legs are black.
2. My back legs are brown.
3. My mane and tail are brown.
4. My body has black stripes.
5. The grass is green and yellow.
6. My hooves have ginger spots.

# Reading Comprehension

## Three Key Words

Read the sentence and colour the picture.



1. My helmet has red stripes.
2. My ball has orange spots.
3. My left shoe is yellow.
4. My right shoe is green.
5. My top has grey stripes.
6. My shorts have blue spots.

Date: \_\_\_\_\_

# Scooter route 10s

Know pairs of numbers that add up to 10

You will need:

- coloured pencils



1 + 8	6 + 3	10 + 0	9 + 1
2 + 6	4 + 5	7 + 3	3 + 4
7 + 1	3 + 2	6 + 4	7 + 2
1 + 9	6 + 1	5 + 5	9 + 0
2 + 8	3 + 7	4 + 6	3 + 5



9 + <input type="text"/>	= 10	1 + <input type="text"/>	= 10
2 + <input type="text"/>	= 10	8 + <input type="text"/>	= 10
7 + <input type="text"/>	= 10	3 + <input type="text"/>	= 10
4 + <input type="text"/>	= 10	6 + <input type="text"/>	= 10
5 + <input type="text"/>	= 10	10 + <input type="text"/>	= 10




### Teacher's notes

Children colour the addition facts that add to ten and this will then show the characters' route to the scooter park. Then they use the number track to help them fill in the missing number for each addition fact for ten.



Multiples of 2 5 and 10 Word Problems

Mr Blavoet wants to separate his class into groups of 5. There are 30 children in his class. How many groups would he need?



Multiples of 5

Multiples of 2 5 and 10 Word Problems

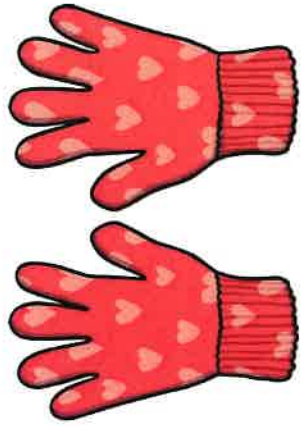
Miss Fraser has 34 children in her class. She wants enough laptops for children to work in pairs. How many laptops does she need?



Multiples of 2

Multiples of 2 5 and 10 Word Problems

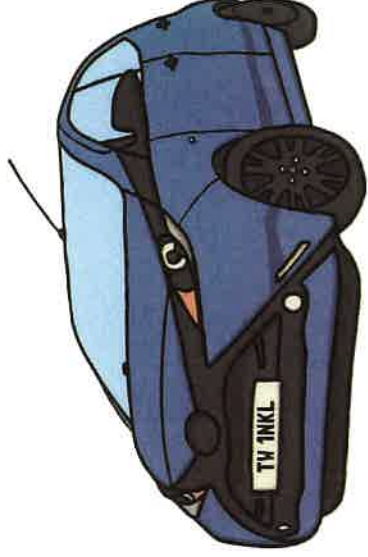
A glove has space for five fingers. How many finger spaces are in 14 gloves?



Multiples of 5

Multiples of 2 5 and 10 Word Problems

A car seats 5 passengers. How many cars would you need to take 25 people to the shops?



Multiples of 5



## Pick of the Day

Write an honest book review about your latest read.

**Title:**

**Author:**

**I would give it:**



**stars**

**What the book was about:**

**A short recap of the plot:**

**A picture of the characters:**

**My favourite part of the book:**



# Days of the Week

Cut out the days of the week and put them in the correct order in the boxes below. The first day has been filled in.

Monday



visit [twinkl.com](https://www.twinkl.com)



Sunday

Wednesday

Saturday

Friday

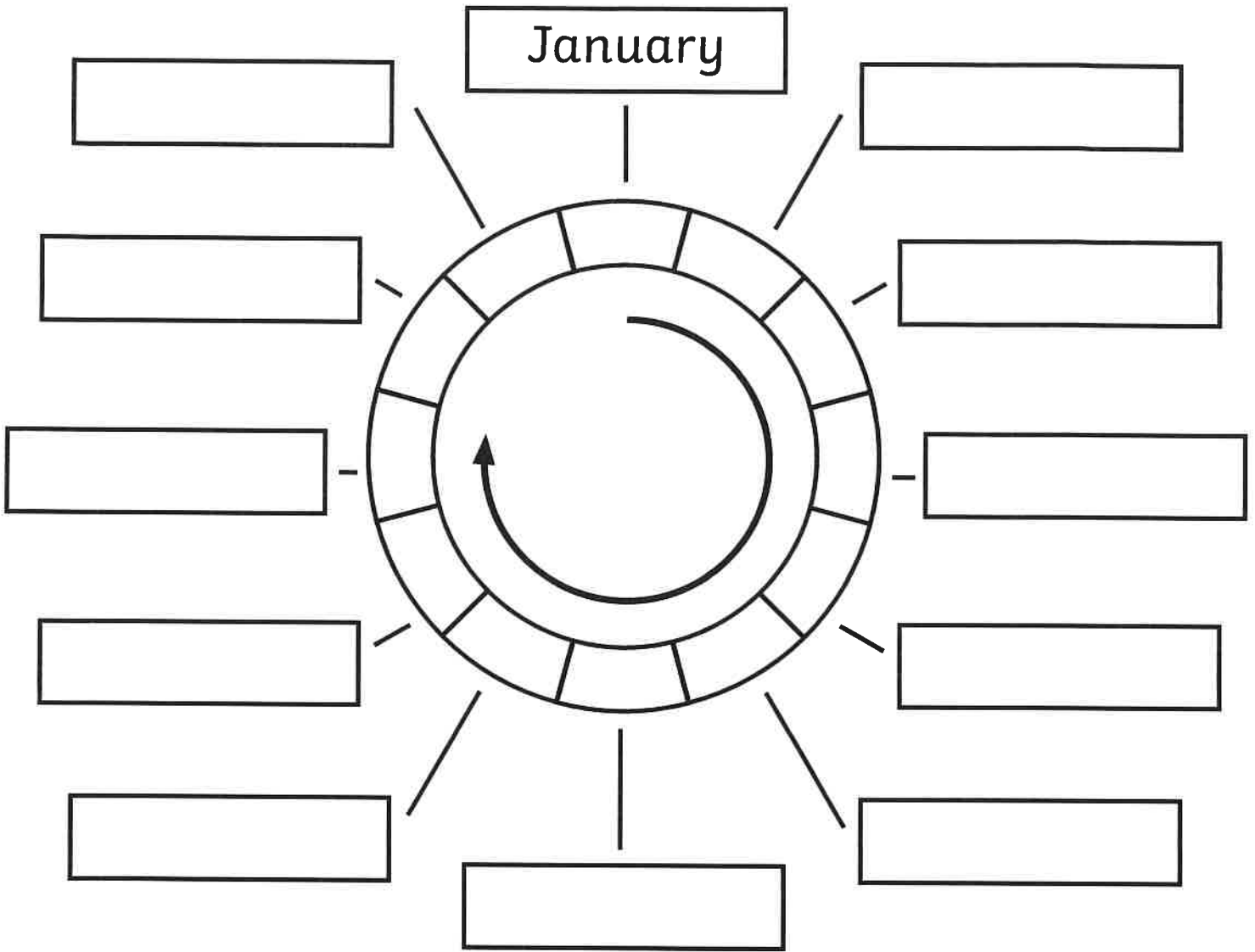
Tuesday

Thursday



# Months of the Year Cycle

Cut out the months of the year and put them in the correct order in the boxes below. The first month has been filled in.



September

May

July

March

December

October

June

August

February

November

April



Friday


Year 1



# Reading Comprehension

## Three Key Words

Read the sentence and colour the picture.




1. My left arm is yellow.
2. My right leg is orange.
3. My wings are purple and green.
4. My right arm is blue.
5. My left leg is green.
6. My body is red and black.

# Reading Comprehension

## Three Key Words


Read the sentence and colour the picture.




I have black and yellow stripes.



I have orange and black spots.



I have black and white stripes.



I have blue and green stripes.

# Candle calculations

Use doubles to work out other addition facts



### Teacher's notes

Children work out the addition calculation, on each party hat. They draw a line to join it to the character with the matching calculation then to the cake showing the correct number of candles. They write their answer on the cake.





# Unacceptable Behaviour











# Acceptable Behaviour










**Pulling Hair**




**Throwing**




**Pushing**



**Running Away**



**Picking your nose**



**Kicking**





Stroking



Sharing




Using a tissue



Biting



Shouting




Hitting






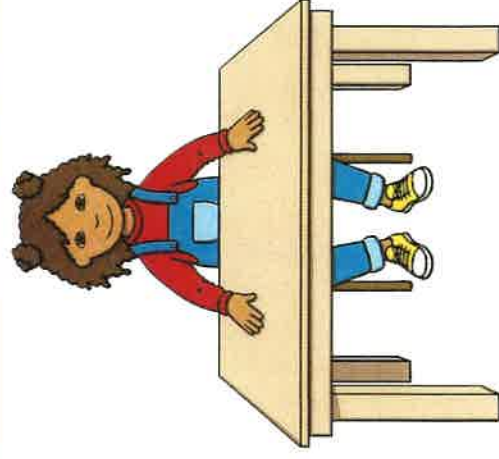
Hands up to speak




Sitting quietly




Hands still




Sitting



Talking




Asking for help







# Number Bonds to 10 Ten-Frames




$$\boxed{5} + \boxed{\phantom{00}} = \boxed{10}$$




$$\boxed{1} + \boxed{\phantom{00}} = \boxed{10}$$




$$\boxed{3} + \boxed{\phantom{00}} = \boxed{\phantom{00}}$$



$$\boxed{\phantom{00}} + \boxed{\phantom{00}} = \boxed{10}$$




$$\boxed{\phantom{00}} + \boxed{2} = \boxed{\phantom{00}}$$

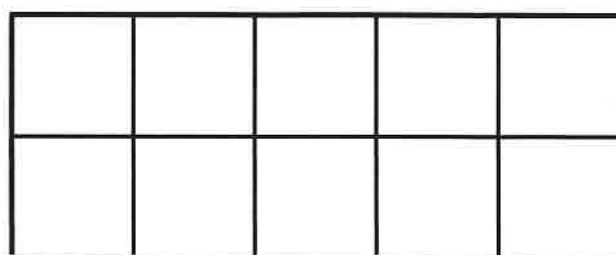


$$\boxed{\phantom{00}} + \boxed{\phantom{00}} = \boxed{10}$$

Can you create your own?



$$\boxed{\phantom{00}} + \boxed{\phantom{00}} = \boxed{\phantom{00}}$$



$$\boxed{\phantom{00}} + \boxed{\phantom{00}} = \boxed{\phantom{00}}$$

