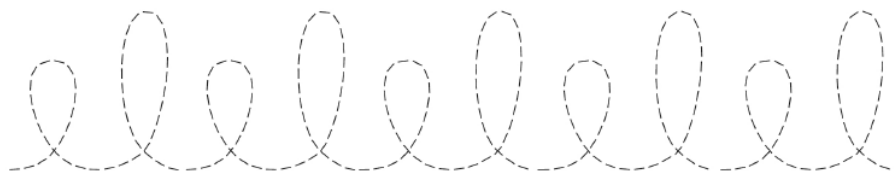
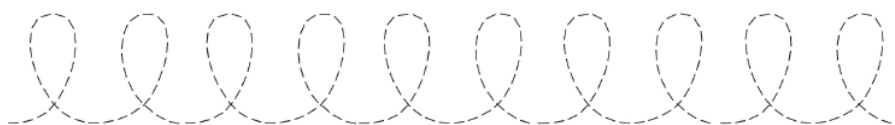





Bunny Hop Pencil Control

Bunny Hop!





I Can Write My Name Every Day!

Monday

Handwriting practice lines for Monday, consisting of two sets of three horizontal lines (top solid, middle dashed, bottom solid).

Tuesday

Handwriting practice lines for Tuesday, consisting of two sets of three horizontal lines (top solid, middle dashed, bottom solid).

Wednesday

Handwriting practice lines for Wednesday, consisting of two sets of three horizontal lines (top solid, middle dashed, bottom solid).

Thursday

Handwriting practice lines for Thursday, consisting of two sets of three horizontal lines (top solid, middle dashed, bottom solid).


Friday

Handwriting practice lines for Friday, consisting of two sets of three horizontal lines (top solid, middle dashed, bottom solid).



Cutting Skills

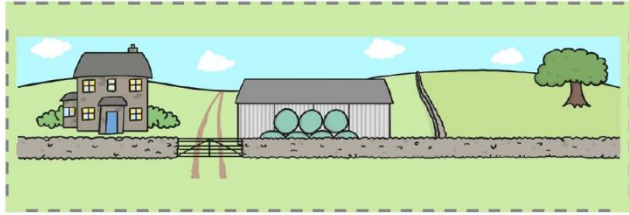

Cut around the shapes, but be careful!







Cutting Skills

Cut around the shapes, but be careful!



Cutting Skills

Cut around the shapes, but be careful!





My Five Senses Scavenger Hunt

Something smooth



Something rough



Something that
makes a noise



Something round



Something yellow



Something that
came from a plant



Something that has
a smell



Something long



Something man-
made



Something soft



Something you can
eat




Something red





General Sound Discrimination – Body Percussion EYFS Home Learning Challenge






General Sound Discrimination Environmental Sounds

Home Learning Challenge

Go

on a Listening Walk!

You could go around your house or an outside area with an adult and practise listening carefully to all the different sounds you hear. Talk about what you heard. Did you recognise all the sounds? Were they loud or quiet? Were they long or short sounds?



Make a collection of your

own noise makers. Think about lots of different things that make a sound and gather them together in a box or bag. Use one of the objects to make a sound for others to guess and identify. You could include things like crisp packets, keys, coins in a pot, a rattle or a squeaky toy.



Play

the game 'I Hear with My Little Ear'! Take it in turns to imitate the sound of something and guess what makes that sound. You could imitate the sounds of things found around your house, like a clock or a telephone, or of recognisable animals, like a cat or dog.



Talk

about sounds you like and sounds you don't like and why. Draw some pictures of things that make sounds that you like – for example, birds singing, the sea or a doorbell.



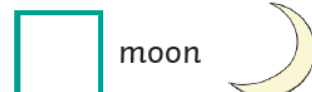
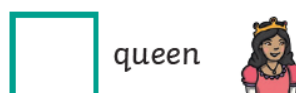



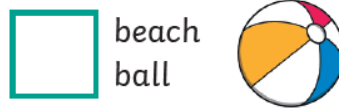
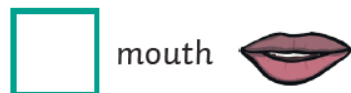
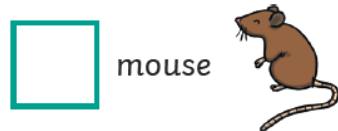
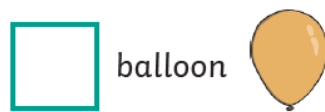
I Spy with My Little Eye





I Spy with My Little Eye Checklist


Tick the box when you find the matching picture.





Minibeast Colour by Number


Match the colours to the numbers.











Minibeast Colour by Number

Match the colours to the numbers.




- 1 = 
- 2 = 
- 3 = 
- 4 = 
- 5 = 





Minibeast Colour by Number

Match the colours to the numbers.





Minibeast Colour by Number

Match the colours to the numbers.

