


	Physical development	Communication and Language	Personal social and emotional
Day 1	<p>Drawing the mouse from our story of the month. – Squish, Squash, Squeeze.</p> <p>Resources: Pens, paper and pictures of the mouse.</p> <p>Vocabulary: “I am drawing a mouse”</p>	<p>Read the story of the month – Squish, Squash, Squeeze</p> <p>Resources: Story sequences provided by Little Ellies.</p> <p>Vocabulary: “Pigs, houses, big bad wolf”</p>	<p>Exploring animals at home, visiting local farm.</p> <p>Resources: Outing to local farm, talking about the animals. Writing about what animals they saw.</p> <p>Vocabulary: “I like...” “I saw a cow, horse and chickens”</p>
Day 2	<p>Can you paint a tiger? What colours do we need?</p> <p>Resources: Paint, brushes, and pictures of the tiger.</p> <p>Vocabulary: Naming the tiger. “the tiger is orange and black”</p>	<p>Talk about what is happening in the pictures.</p> <p>Resources: Pictures provided by Ellies.</p> <p>Vocabulary: “Bear, crocodile, mouse and tiger”</p>	<p>Role play activities i.e., dressing up, acting as the animals in the story. – Squish, Squash, Squeeze</p> <p>Resources: Exploring costumes and linking it to the story.</p> <p>Vocabulary: “I like being the bear because...”</p>
Day 3	<p>Mark making, writing their own ending – Squish Squash, Squeeze.</p> <p>Resources: Pens, paper and story sequence.</p> <p>Vocabulary: Naming the characters in the story, tiger, crocodile, bear and mouse.</p>	<p>Reciting the story – Squish squash, squeeze, giving ideas of what type of house they would like to build.</p> <p>Resources: Using the story sequences to recite the story.</p> <p>Vocabulary: Naming the animals and giving their own ideas of what house they would like to build.</p>	<p>Free play alongside family members. Child’s favorite toy/interest.</p> <p>Resources: Turn taking and sharing activities, playing with child’s favorite toy.</p> <p>Vocabulary: “I am playing with...” (Developing making relationships)</p>
Day 4	<p>Cutting and sticking the bear – Making their own scene.</p> <p>Resources: The bear picture, template provided by Little Ellies</p> <p>Vocabulary: Describing the bear from the story.</p>	<p>Pretending to be the bear from the story. – Squish, Squash, Squeeze</p> <p>Resources: Children’s interests, role play.</p> <p>Vocabulary: Being creative – “I am the bear in the house, I am happy / sad” – talking about emotions.</p>	<p>Reading stories with family members.</p> <p>Resources: Book provided by Little Ellies.</p> <p>Vocabulary: “I am reading” “Look mummy, look daddy”</p>
Day 5	<p>Painting the mouse</p> <p>Resources: Paper, paint bear template.</p> <p>Vocabulary: Naming the bear (character name) features, - big eyes, big ears, fluffy. – how he looks.</p>	<p>Exploring dressing up, being imaginative.</p> <p>Resources: Dressing up</p> <p>Vocabulary: “I am a bear, I am the tiny mouse, I am being mummy for the day”</p>	<p>Watching a family film</p> <p>Resources: Tablet or tv.</p> <p>Vocabulary: “I like this film” – talk about their favorite part, adding questions to promo.</p>

Week 6 Work Pack for Little Ellies

	Physical development	Communication and Language	Personal social and emotional
Day 1	<p>Painting the house, the animals are living in. – Squish, Squash, Squeeze story.</p> <p>Resources: Paper and paint.</p> <p>Vocabulary: “I am painting a house; this is the animals house” – being creative.</p>	<p>Recall the story of the month – Squish, Squash, Squeeze.</p> <p>Resources: Pictures provided by Little Ellies</p> <p>Vocabulary: “Bear, Crocodile, Tiger and Mouse” – What sounds do they make?</p>	<p>Exploring activities alongside their families.</p> <p>Resources: Playing with child’s interests. (spiderman, batman, babies and dolls)</p> <p>Vocabulary: “I am playing with” “looking mummy and daddy”</p>
Day 2	<p>Drawing animals from the story, - Squish Squash Squeeze</p> <p>Resources: Story sequences, Pens pencils, animals.</p> <p>Vocabulary: “the bear lives in house with...”</p>	<p>Reading the story, provided by Little Ellies.</p> <p>Resources: Story book provided by Little Ellies</p> <p>Vocabulary: “I am reading with mummy, daddy” “I like”</p>	<p>Making the forest using gluing and sticking materials</p> <p>Resources: Gluing and sticking recycled materials.</p> <p>Vocabulary: “bear, tiger”</p>
Day 3	<p>Free Gluing and sticking</p> <p>Resources: Recycled materials at home</p> <p>Vocabulary: “I am making...” “I need...” “</p>	<p>Drawing a house</p> <p>Resources: Pens, paper.</p> <p>Vocabulary: “I am drawing...” “I like...” – talking to their family about what house they are drawing.</p>	<p>Exploring children’s interests, favorite toys and story books.</p> <p>Resources: Children’s favourite toy/activity.</p> <p>Vocabulary: “I am playing with...” (Developing making relationships)</p>
Day 4	<p>Using paper to help pencil control, writing some letters.</p> <p>Resources: paper and pencils</p> <p>Vocabulary: “I am writing...” “what are you writing?” – ask questions to promote children giving meaning to their marks.</p>	<p>Talking to their families about the story.</p> <p>Resources: Using the story book to help talk about what happens in the story.</p> <p>Vocabulary: “Will all the animals become friends and live together?”</p>	<p>Dancing to nursery rhymes with family.</p> <p>Resources: Nursery rhymes, music so they can dance.</p> <p>Vocabulary: “I am dancing, singing with my mum and dad. (Siblings)</p>
Day 5	<p>Drawing their favorite animals</p> <p>Resources: Pens and paper</p> <p>Vocabulary: Giving meaning to the marks they make, “my favorite animal is...”</p>	<p>Acting out the story of the month – Squish, Squash, Squeeze</p> <p>Resources: Children to be imaginative, using resources from home.</p> <p>Vocabulary: “I am being the bear; I am the mouse” “Mummy is the tiger; daddy is the crocodile”</p>	<p>Singing nursery rhymes with their family members.</p> <p>Resources: Nursery rhymes on tablet/tv.</p> <p>Vocabulary: “The wheels on the bus” “Twinkle, twinkle little star”</p>

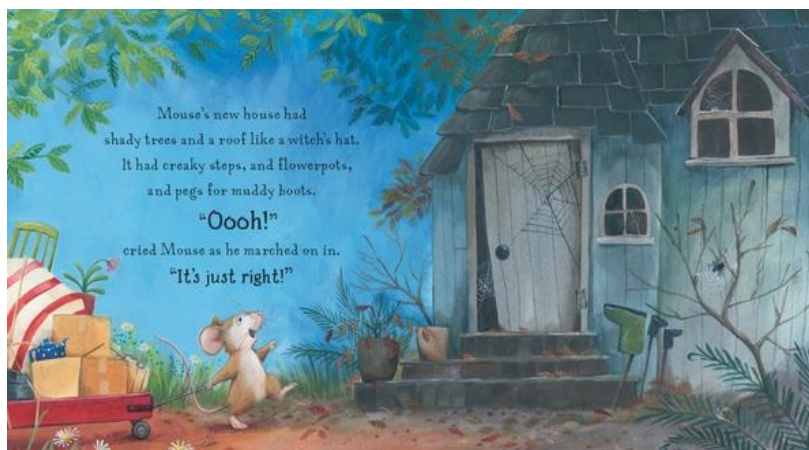
Mark make what is happening in these pictures.



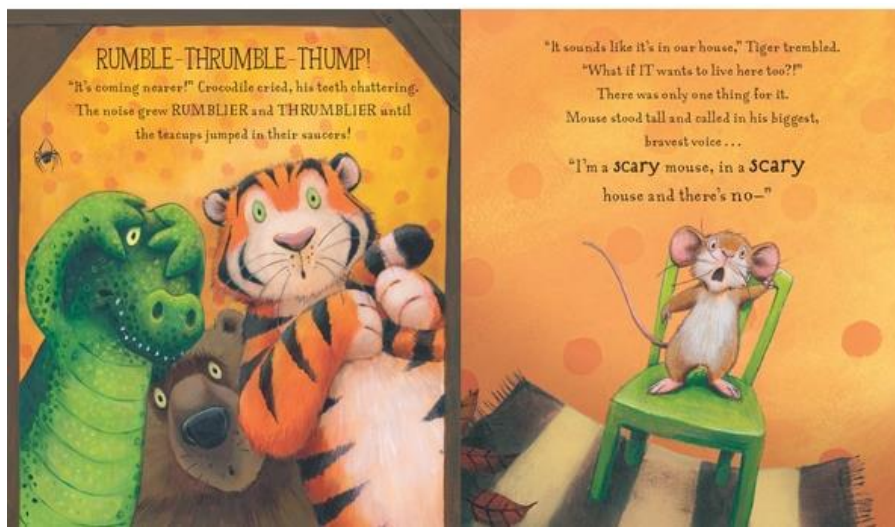
**Is the bear
happy or sad?**




**What is happening
here? What are
the animals doing?**



**Mouse has found a
new home but who
else lives there?**



**Is there
 enough room
 for Crocodile,
 Bear, Tiger
 and Mouse?**



**Who is in the
 bathtub?**



**Is everyone happy
 now?**