




Week 7 Rumble in the Jungle	Physical Development	Communication and Language	Personal Social and Emotional
Day 1	<p>Jungle Animal Mask</p>  <p>Resources: Paper plates (cut holes for eyes), paints, crepe paper, wool, glue, scissors, tape, crayons, elastic or wool for tying,</p> <p>Vocabulary “sticky, Cut, Fix, Make”</p>	<p>Read the story Rumble in the Jungle</p> <p>Resources: YouTube video: https://youtu.be/D2-O1LkCzpM (If you already have the book, please use it)</p> <p>Vocabulary “animals, lions, elephants, chimpanzees, zebras, hippos,</p>	<p>Dancing to nursery rhymes with family.</p> <p>Resources: Nursery rhymes, music so they can dance.</p> <p>Vocabulary: “I am dancing, singing with my mum and dad. (Siblings)</p>
Day 2	<p>Children to draw their own snakes on paper plate</p>  <p>Resources: Paper, scissors, pencils,</p> <p>Vocabulary “I make a really long one” Children to talk about what they are drawing</p>	<p>Children to talk about different types of snakes there are</p> <p>Resources: Please see page below</p> <p>Vocabulary Name the different snakes</p>	<p>Role play children to pretend they are a snake and slither around the floor trying to keep their arms and legs still</p> <p>Resources Clear and safe space on the floor/carpet to wiggle/slither across the floor</p> <p>Vocabulary “wiggle, move up, down”</p>
Day 3	<p>Drawing animals from the story</p> <p>Resources: Pencils, pictures of animals from book</p> <p>Vocabulary: “I am making...”</p>	<p>Acting out the story of the month</p> <p>Resources Children to be imaginative, using resources from home</p> <p>Vocabulary: Mummy is the lion; daddy is the chimpanzee, I am the Elephant”</p>	<p>Free play alongside family members. Child’s favourite toy/interest.</p> <p>Resources: Turn taking and sharing activities, playing with child’s favourite toy.</p> <p>Vocabulary: “I am playing with...” (Developing making relationships)</p>
Day 4	<p>Using paper to help pencil control, writing some letters.</p> <p>Resources: paper and pencils</p> <p>Vocabulary: “I am writing...” “What are you writing?” – ask questions to promote children giving meaning to their marks</p>	<p>Reciting the story</p> <p>Resources Using the story sequences to recite the story</p> <p>Vocabulary: Naming the animals and giving their own ideas of the Jungle</p>	<p>Exploring animals at home, visiting local farm video.</p> <p>Resources: YouTube clip: https://youtu.be/Hg2ZX0PF-jl</p> <p>Talk about the animals. Writing about what animals they saw.</p> <p>Vocabulary: “I like...” “I saw a cow, horse and chickens”</p>
Day 5	<p>Drawing their favourite animals from the book</p> <p>Resources: Pens and paper</p> <p>Vocabulary: Giving meaning to the marks they make, “my favourite animal is...”</p>	<p>Mark making, writing their own ending</p> <p>Resources: Pens, paper and story sequence</p> <p>Vocabulary: Naming the characters in the story, crocodile, lion, zebra etc.</p>	<p>Watching a family film</p> <p>Resources: Tablet or TV.</p> <p>Vocabulary: “I like this film” – talk about their favourite part, adding questions to promo.</p>

Week 8 Rumble in the Jungle	Physical Development	Communication and Language	Personal Social and Emotional
Day 1	<p>Making animal flash cards (double set)</p> <p><u>Resources:</u></p> <p>Coloured pencils, paper and story sequence</p> <p><u>Vocabulary:</u></p> <p>Naming the characters in the story, crocodile, lion, zebra etc.</p>	<p>Make a jungle jar/bottle</p> <p><u>Resources:</u></p> <p>Jar/bottle, soil, leaves, twigs, small animals</p> <p><u>Vocabulary:</u></p> <p>Talk about what you can see in the jungle in the book and try to recreate, trees, soil, stones</p>	<p>Jungle maze (see picture below)</p> <p><u>Resources:</u></p> <p>Chairs, toilet roll/crepe paper roll</p> <p><u>Vocabulary:</u></p> <p>Interested in others play, walk over, slither under, slow, quite</p>
Day 2	<p>Monkey collage</p> <p><u>Resources:</u></p> <p>Paper plates, paper, glue, paint, monkey image</p> <p><u>Vocabulary:</u></p> <p>Handling different mark making tools, observe effect of colour change (mix green, red=brown) mix, look, change, colour, monkey</p>	<p>Matching animal flash cards</p> <p><u>Resources:</u></p> <p>Flash cards, book for reference</p> <p><u>Vocabulary:</u></p> <p>Naming the characters in the story and matching the flash cards, monkey, lion, and zebra, 1, 2.</p>	<p>Jungle yoga</p> <p><u>Resources:</u></p> <p>YouTube video: https://youtu.be/C4CaR0syf1g</p> <p><u>Vocabulary:</u></p> <p>Enjoys responsibility of carrying out small tasks, lion pose, copy me, look at me</p>
Day 3	<p>Lion Mask</p> <p><u>Resources:</u></p> <p>Coloured paper, paper plate, scissors glue and lion image</p> <p><u>Vocabulary:</u></p> <p>Use pencil to curl coloured paper to make lion fur, lion roar, big, curl.</p>	<p>Flash card sounds</p> <p><u>Resources:</u></p> <p>Flash cards, book for reference</p> <p><u>Vocabulary:</u></p> <p>Naming the characters in the story and making the animal sounds, lion roar, crocodile snap</p>	<p>Sing down by the jungle rhyme</p> <p><u>Resources:</u></p> <p>Rhyme, sing, copy actions</p> <p><u>Vocabulary:</u></p> <p>Initiating play and joining in, up, down, boogie</p>
Day 4	<p>Mark making favourite character</p> <p><u>Resources:</u></p> <p>Coloured pencils, paper and story sequence</p> <p><u>Vocabulary:</u></p> <p>Giving meaning to marks they create, crocodile, lion, zebra etc.</p>	<p>Jungle messy/sensory play</p> <p><u>Resources:</u></p> <p>Coloured rice, leaves, twigs, animals, small containers</p> <p><u>Vocabulary:</u></p> <p>Talk about texture of different items, sticky, hard, green, empty and fill containers</p>	<p>Jungle obstacle course</p> <p><u>Resources:</u></p> <p>Pillows, boxes, socks</p> <p><u>Vocabulary:</u></p> <p>Following instructions, Make obstacle course out of household objects, jump, go around, hop, climb</p>
Day 5	<p>Jungle collage</p> <p><u>Resources:</u></p> <p>Coloured paper, scissors, glue, jungle image</p> <p><u>Vocabulary:</u></p> <p>Using scissors to make snips or cutting around, cut, big small, round, down</p>	<p>Reading rumble in the jungle story</p> <p><u>Resources:</u></p> <p>Story book or YouTube version</p> <p><u>Vocabulary:</u></p> <p>Repeating words/phrases from the story, "there's a rumble in the jungle"</p>	<p>Jungle role play</p> <p><u>Resources:</u></p> <p>Masks made throughout the weeks</p> <p><u>Vocabulary:</u></p> <p>Roar, crawl (lion), jump, climb (monkey), snap arms (crocodile)</p>

Story for the Two Weeks the story is




Rumble in the
Jungle.ppt


Have a listen to the story to help you learn!

Jungle and Rainforest Counting

Write how many animals there are in the box.



Examples of activities




Monkey collage


The Jungle

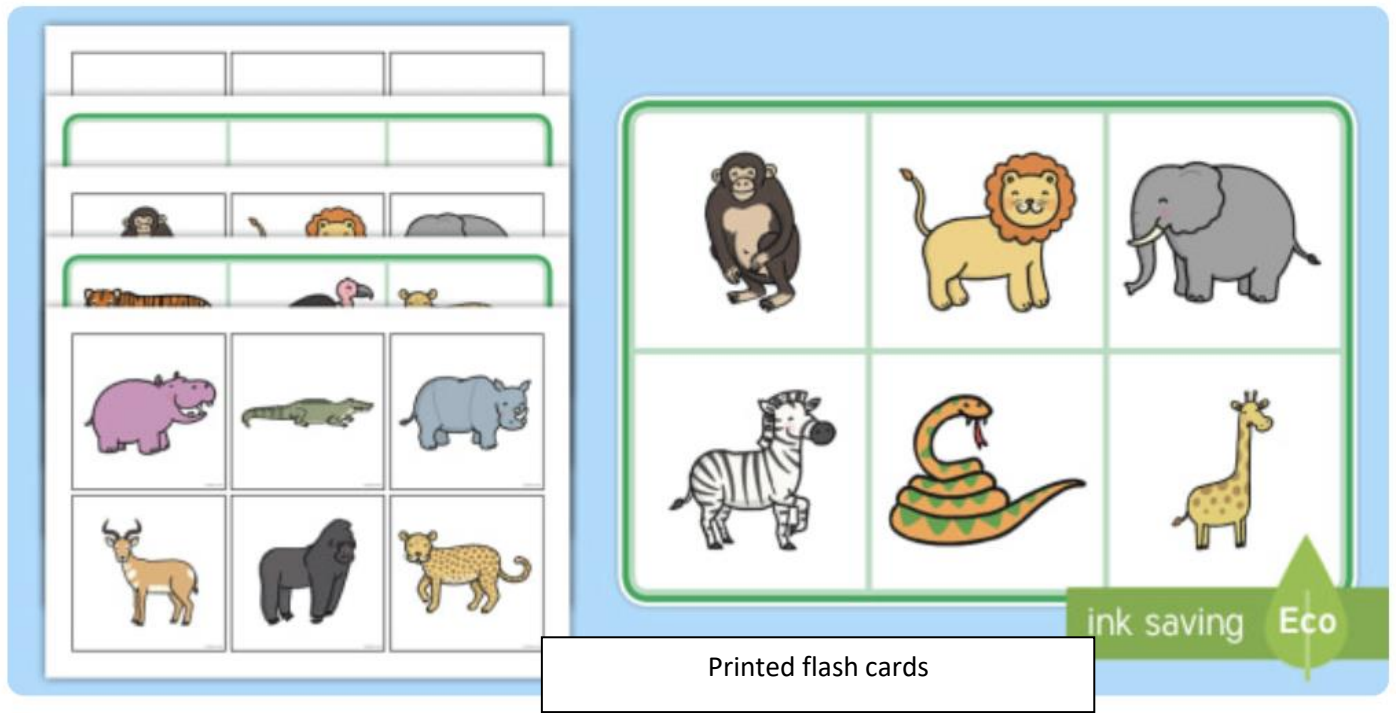


Jungle maze



Simple drawing for flash cards





Types of Snakes



Indian Cobra



Eastern
Diamondback
Rattlesnake



Timber
Rattlesnake



Coral Snake



Sidewinder



Black Mamba



Green Tree
Python



Yellow Anaconda



Garter Snake



Cottonmouth



Eastern Racer



Northern
Water Snake



Corn Snake



California
Kingsnake



Copperhead



Ring-Necked
Snake



Black Rat Snake



Milk Snake



Green Anaconda



Gaboon Viper

SNAKE REPTILES SET



Cottonmouth



Black and White
Kenyan Sand Boa



Boa Snake



Sea Snake



Eastern green mamba



Gray-banded Kingsnake



Ball Python



Milk Snake



San Francisco Garter Snake



Rattlesnake



Cobra



Indigo Snake