



## Home learning overview

Year group: Nursery

Week beginning: 01/06/2020

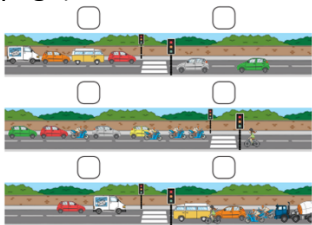








	Monday	Tuesday	Wednesday	Thursday	Friday
<b>Reading/ Phonics</b>	<p>Alphablocks: <a href="https://www.bbc.co.uk/iplayer/episode/b01cz254/alphablocks-series-2-5-dog">https://www.bbc.co.uk/iplayer/episode/b01cz254/alphablocks-series-2-5-dog</a></p> <p>Meet the Alphablocks, say the sounds then sing the Alphabet and Sounds song: <a href="https://www.youtube.com/watch?v=pyKdUpJQBTY">https://www.youtube.com/watch?v=pyKdUpJQBTY</a></p>	<p>Alphablocks: <a href="https://www.bbc.co.uk/iplayer/episode/b01d07xw/alphablocks-series-2-6-cat">https://www.bbc.co.uk/iplayer/episode/b01d07xw/alphablocks-series-2-6-cat</a></p> <p>Watch, listen then try to write the letters and words. You can refer to the letter formation sheets as in previous packs. Alphabet and Sounds song: <a href="https://www.youtube.com/watch?v=pyKdUpJQBTY">https://www.youtube.com/watch?v=pyKdUpJQBTY</a></p>	<p>Alphablocks: <a href="https://www.bbc.co.uk/iplayer/episode/b01db7yh/alphablocks-series-2-7-pen">https://www.bbc.co.uk/iplayer/episode/b01db7yh/alphablocks-series-2-7-pen</a></p> <p>Watch, listen then try to write the letters and words. You can refer to the letter formation sheets as in previous packs. Alphabet and Sounds song: <a href="https://www.youtube.com/watch?v=pyKdUpJQBTY">https://www.youtube.com/watch?v=pyKdUpJQBTY</a></p>	<p>Alphablocks: <a href="https://www.bbc.co.uk/iplayer/episode/b01db91m/alphablocks-series-2-8-up">https://www.bbc.co.uk/iplayer/episode/b01db91m/alphablocks-series-2-8-up</a></p> <p>Watch, listen then try to write the letters and words. You can refer to the letter formation sheets as in previous packs. Alphabet and Sounds song: <a href="https://www.youtube.com/watch?v=pyKdUpJQBTY">https://www.youtube.com/watch?v=pyKdUpJQBTY</a></p>	<p>Alphablocks: <a href="https://www.bbc.co.uk/iplayer/episode/b01dbb1h/alphablocks-series-2-9-red">https://www.bbc.co.uk/iplayer/episode/b01dbb1h/alphablocks-series-2-9-red</a></p> <p>Watch, listen then try to write the letters and words. You can refer to the letter formation sheets from previous packs. Alphabet and Sounds song: <a href="https://www.youtube.com/watch?v=pyKdUpJQBTY">https://www.youtube.com/watch?v=pyKdUpJQBTY</a></p>
<b>English</b>	<p>Share a story (a 'real' book or online). Recount the story. What did you enjoy? Where did the story take place? Who were the characters? Practise reading and writing your own name.</p>	<p>Share a story (a 'real' book or online). Recount the story. What did you enjoy? Where did the story take place? Who were the characters? Practise reading and writing your own name. Add a comment on Evidence Me.</p>	<p>Read a story. Draw a picture of your favourite character. Describe your work and your favourite character. Can you write your character's name? Practise reading and writing your own name.</p>	<p>Read a familiar book. Join in with the familiar, repetitive phrases. Now can you go back and retell the story just by looking at the pictures? Practise reading and writing your name.</p>	<p>Choose a non-fiction book. What is it about? Look at the pictures and ask the adult to read and tell you key information. Practise reading and writing your name.</p>
<b>Maths</b>	<p>Comparing quantities, using numbers. Count how many cars there are on each side and write the number. Talk about more and less,</p>	<p>Dino bones. You will need 2 cups of flour, 1 cup salt and 1 cup water. Mix the ingredients then use your hands to mix and make different shapes of bones.</p>	<p>Tape shapes. You need masking tape, chalks, fence, path, paper or cardboard and a space to create. Tape out big and small areas then colour</p>	<p>Make your own skittles. Design and create a set of skittles. You will need empty bottles / toilet roll tubes / empty tin cans, paints, pens, papers,</p>	<p>Make no cook play dough. Measure the ingredients, allow to cool, then knead and play. You need 2 cups of plain flour, a few drops of food colouring, 2tbs</p>



# Home learning overview

Year group: Nursery

Week beginning: 01/06/2020

	<p>compare (see additional page).</p> 	<p>Bake at 325 degrees for around 30 minutes. You can hide them in your home or garden. Compare the size.</p> 	<p>them in. Talk about the size and the colours. Enjoy your masterpiece!</p> 	<p>stickers, a ball. Put numbers on your skittles. Play together.</p> 	<p>vegetable oil, ½ cup of salt, 2 cups of boiling water (slowly added at the end).</p> 
Other	<p><b>Please do some form of exercise every day.</b> This could be <b>PE with Joe</b> live @ 9am (Monday to Friday), or <b>Fitter futures</b> – short work outs and mindfulness activities you can do during the day when you need to take a break from learning.</p>				
	<p>Draw around the shadow of a toy/person. Place an object or a person in front of a piece of paper and draw around the shadow. You can then add the objects features.</p> 	<p>Try this creative activity: Have a teddy bears picnic. The picnic could take place indoors or outdoors and you could use real or pretend food. You will need to count how many teddies are coming to your picnic and put the correct number of plates, spoons and cups on your blanket. Can you make your teddies an invitation to your picnic?</p> 	<p>Draw shapes, lines and marks on paper or card. Now use scissors and cut along the lines. Can you use the scissors all by yourself? What will you make?</p> <p>Adults can support with the correct grip and safe use of the scissors.</p> 	<p>Indoor or Outdoor Family Fun: Built a den!</p> <p>Your den could be indoors or outdoors. Can you make a den big enough for your whole family? Will you eat your dinner in your den? Can you sleep in your den? Maybe you could read a book or do your homework in your den? While you're in your den have a think about the Big Thinking Questions and discuss your ideas with your family. Have fun! Remember to take a photo and email it to your teacher.</p> <p>Suggested Resources: blankets, sheets, cardboard, milk cartons, sticks, umbrellas, cushions, hula hoops, chairs, tables etc.</p> 	



## Home learning overview

Year group: Nursery

Week beginning: 01/06/2020

### Fortnightly topic: Eid-ul-fitr

Please see home learning tips for more details and suggested activities.

### Website links/key information:

#### Websites:

Purple Mash: <https://www.purplemash.com/login/> (Mini Mash)

Youtube Actions to JP Sounds: <https://www.youtube.com/watch?v=yVry9jpVjl>

Youtube JP Songs: <https://www.youtube.com/watch?v=jvAYUvQURGo>

LGfL (Key Stage - select Foundation Stage): <https://www.lgfl.net/learning-resources/grid>

LGfL, Busy Things (once in, select Early Years): <https://www.busythings.co.uk/lgfl-login/>

Use your USO login details that you have been given.

If you're having trouble logging in or if you have misplaced your login details, please email us so we can send these to you.

Oak National Academy (online classroom): <https://www.thenational.academy/online-classroom>

Andy's wild workouts: <https://www.bbc.co.uk/iplayer/episodes/p06tmmvz/andys-wild-workouts>

Fitter futures: <https://app.fitterfuture.com/student/auth/login>

Username = ellenwilkinson

Password = ellenwilkinson **PLEASE DO NOT CHANGE THE PASSWORD**

Evidence Me (2simple): <https://q10.2eskimos.com/login>

Online books: <https://www.booktrust.org.uk/books-and-reading/have-some-fun/#!?q=&sortOption=MostRecent&pageNo=1>

Nursery rhymes: <https://www.bbc.co.uk/cbeebies/curations/nursery-rhymes>

Number rhymes: <https://www.bbc.co.uk/cbeebies/watch/number-songs-from-numberblocks?collection=playlist-collection>

BBC Cbeebies: <https://www.bbc.co.uk/cbeebies>

**Year group email address** (for learning related queries): [nursery@ellenwilkinson.newham.sch.uk](mailto:nursery@ellenwilkinson.newham.sch.uk).

Please include your child's name and class (Nursery AM or Nursery PM) so that we can help you as quickly as possible.





























Collins easy learning

# The alphabet

Let's read


Say each alphabet sound and its word. Can you think of another word containing each letter?


a is for 	b is for 	c is for 
d is for 	e is for 	f is for 
g is for 	h is for 	i is for 
j is for 	k is for 	l is for 
m is for 	n is for 	o is for 
p is for 	q is for 	r is for 
s is for 	t is for 	u is for 
v is for 	w is for 	x is for 
y is for 	z is for 	


© HarperCollinsPublishers Ltd. 2019


## Comparing Numbers to 10


Count how many vehicles are on each side of the road and then write your answers in the boxes. Circle which one has more.











twinkl

visit [twinkl.com](https://www.twinkl.com)

