



Home learning overview

Year group: Nursery

Week beginning: 18/05/2020

	Monday	Tuesday	Wednesday	Thursday	Friday
Reading/ Phonics	<p>Alphablocks: https://www.bbc.co.uk/cbeebies/watch/alphablocks-watch or https://www.youtube.com/watch?v=yplMWzf_qk_c Meet the Alphablocks, say the sounds then sing the Alphabet and Sounds song: https://www.youtube.com/watch?v=BELIZKpi1Zs</p>	<p>Alphablocks: https://www.bbc.co.uk/iplayer/episode/b01cz258/alphablocks-series-2-1-taps Watch, listen then try to write the letters and words. You can refer to the letter formation sheets as in previous packs. Alphabet and Sounds song: https://www.youtube.com/watch?v=BELIZKpi1Zs</p>	<p>Alphablocks: https://www.bbc.co.uk/iplayer/episode/b01cz2nr/alphablocks-series-2-2-in Watch, listen then try to write the letters and words. You can refer to the letter formation sheets as in previous packs. Alphabet and Sounds song: https://www.youtube.com/watch?v=BELIZKpi1Zs</p>	<p>Alphablocks: https://www.bbc.co.uk/iplayer/episode/b01cz33c/alphablocks-series-2-3-man Watch, listen then try to write the letters and words. You can refer to the letter formation sheets as in previous packs. Alphabet and Sounds song: https://www.youtube.com/watch?v=BELIZKpi1Zs</p>	<p>Alphablocks: https://www.bbc.co.uk/iplayer/episode/b01cz386/alphablocks-series-2-4-din Watch, listen then try to write the letters and words. You can refer to the letter formation sheets from previous packs. Alphabet and Sounds song: https://www.youtube.com/watch?v=BELIZKpi1Zs</p>
English	<p>Read a favourite story with a family member. Who are the characters? What happened in the story? First, then, next, after that, at the end. Add a comment on Evidence Me.</p>	<p>Can you tell a story you know to a grown up? Can you put together the bits of the story in the right order and tell it so it makes sense? Add a comment on Evidence Me.</p>	<p>Read a story with an adult. After sharing the story, talk about what your favourite part has been, Who is your favourite person in the story? Add a comment on Evidence Me.</p>	<p>Who am I? The grown up will give you some clues about an animal (e.g. it has spots, it has long legs, it has stripes, it has big googly eyes). Can you guess what animal it is from the clues? You can look on the internet for pictures of that animal.</p>	<p>Think of your favourite story. Can you role play it to an adult? They will have to guess what the story is. Remember to use familiar words and phrases from the story (e.g. I will huff... puff..., the mouse took a stroll through the deep, dark wood. A fox saw the mouse and the mouse looked good, We're going on a bear hunt, we're going to catch a big one...).</p>



Home learning overview

Year group: Nursery

Week beginning: 18/05/2020

Maths	Adults to write numbers on paper/card and hide them around the house. Go on a number hunt around your house or in the garden. What numbers can you see? What are the numbers for? Where did you find them (use positional language)?	Can you help get ready for dinner? How many people are at home? How many plates, cups, knives, forks or spoons will you need for each person? How many will you need altogether?	Look in the cupboard for three different sized tins or packets. Feel them. Are they heavy or light? Which one is the heaviest? Which one is the lightest? Can you put them in order from light to heavy?	What shapes can you see around your house? Can you find circles, squares, rectangles and triangles? Draw these shapes then colour them in.	Can you help sort the forks, spoons and teaspoons into the drawer? Make sure that things of the same type go together. Now count to see how many of each there are.
Other	Please do some form of exercise every day. This could be PE with Joe live @ 9am (Monday to Friday) on YouTube. Fitter futures – short work outs and mindfulness activities you can do during the day when you need to take a break from learning.				
	Easy experiment: make a lava lamp. You will need A wide bottle (or a fancy drinking glass or wide glass vase), food coloring, vegetable oil, water, and an Alka-seltzer tablet. https://mommypoppins.com/boredom-busters/science-experiment-make-a-lava-lamp-with-kids-at-home	Make some home-made slime. PVA glue + borax = slime Which one will you make? Glitter slime, glow in the dark slime, found objects slime, fluffy borax free slime? https://mommypoppins.com/new-york-city-kids/crafts-recipes/simple-slime-recipes	Make your own ice cream in 5 minutes! You will need: shake salt, ice, cream, and sugar vigorously until the consistency is right, then enjoy. https://science.howstuffworks.com/innovation/edible-innovations/ice-cream3.htm	Adults will get a few food items ready. You will have to close your eyes and guess what food you are eating. Is it something familiar or something new? Describe the taste, the smell.	You will be squeaky clean after creating this satisfying non-sticky putty by simply combining corn starch and washing up liquid. https://www.smartschoolhouse.com/diy-crafts/dish-soap-silly-putty



Home learning overview

Year group: Nursery

Week beginning: 18/05/2020

Fortnightly topic: Inventors

Please see home learning tips for more details and suggested activities.

Website links/key information:

Websites:

Purple Mash: <https://www.purplemash.com/login/> (Mini Mash)

BBC Cbeebies: <https://www.bbc.co.uk/cbeebies>

Youtube Actions to JP Sounds: <https://www.youtube.com/watch?v=yVvry9jpVjI>

Youtube JP Songs: <https://www.youtube.com/watch?v=jvAYUvQURGo>

LGfL (Key Stage - select Foundation Stage): <https://www.lgfl.net/learning-resources/grid>

LGfL, Busy Things (once in, select Early Years): <https://www.busythings.co.uk/lgfl-login/>

Use your USO login details that you have been given.

If you're having trouble logging in or if you have misplaced your login details, please email us so we can send these to you.

Oak National Academy (online classroom): <https://www.thenational.academy/online-classroom>

Fitter futures: <https://app.fitterfuture.com/student/auth/login>

Username = ellenwilkinson

Password = ellenwilkinson **PLEASE DO NOT CHANGE THE PASSWORD**

Evidence Me (2simple): <https://q10.2eskimos.com/login>

Year group email address (for learning related queries): nursery@ellenwilkinson.newham.sch.uk.



























Please include your child's name and class (Nursery AM or Nursery PM) so that we can help you as quickly as possible.



The alphabet

Let's read

Say each alphabet sound and its word. Can you think of another word containing each letter?

a is for 	b is for 	c is for 
d is for 	e is for 	f is for 
g is for 	h is for 	i is for 
j is for 	k is for 	l is for 
m is for 	n is for 	o is for 
p is for 	q is for 	r is for 
s is for 	t is for 	u is for 
v is for 	w is for 	x is for 
y is for 	z is for 	



Home learning overview

Year group: Nursery

Week beginning: 18/05/2020

Collins easy learning

The alphabet

abc

Handwriting practice sheet for the alphabet, showing dotted letters a through z on lined paper for tracing.

Row 1: a b c d e f

Row 2: g h i j k l

Row 3: m n o p q r

Row 4: s t u v w

Row 5: x y z



The alphabet

Collins easy learning

Trace and copy the letters.

Handwriting practice area for lowercase letters a through o. Each letter is shown in a dotted format on blue-lined paper for tracing. The letters are arranged in five rows: Row 1: a, b, c; Row 2: d, e, f; Row 3: g, h, i; Row 4: j, k, l; Row 5: m, n, o.



Collins easy learning

Handwriting practice area for lowercase letters p through z. Each letter is shown in a dotted format on blue-lined paper for tracing. The letters are arranged in five rows: Row 1: p, q, r; Row 2: s, t, u; Row 3: v, w; Row 4: x, y, z.





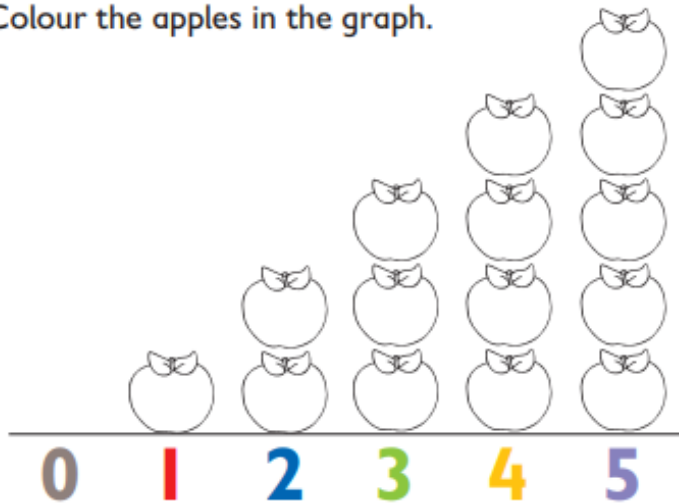
Numbers 0–5

Collins easy learning

- Join the dots to write the numbers.



- Colour the apples in the graph.





Numbers 6–10

Collins easy learning

- Join the dots to write the numbers.

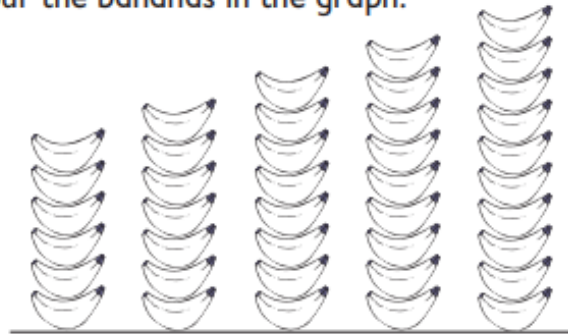
6 7 8 9 10

6 7 8 9 10

6 7 8 9 10

6 7 8 9 10

- Colour the bananas in the graph.



6 7 8 9 10

Well done!
Now colour
the star.





Numbers 11–15

Collins easy learning

- Join the dots to write the numbers and colour the counters. Count the counters as you colour them.

11 | 11 | 11 | 11 | 11
○○○○○○○○○○○○○○○○

12 | 12 | 12 | 12
○○○○○○○○○○○○○○○○

13 | 13 | 13 | 13
○○○○○○○○○○○○○○○○

14 | 14 | 14 | 14
○○○○○○○○○○○○○○○○

15 | 15 | 15 | 15
○○○○○○○○○○○○○○○○

Numbers 16–20

Collins easy learning

- Join the dots to write the numbers and colour the counters. Count the counters as you colour them.

16 | 16 | 16 | 16
○○○○○○○○○○○○○○○○

17 | 17 | 17 | 17
○○○○○○○○○○○○○○○○

18 | 18 | 18 | 18
○○○○○○○○○○○○○○○○

19 | 19 | 19 | 19
○○○○○○○○○○○○○○○○

20 | 20 | 20 | 20
○○○○○○○○○○○○○○○○



Drawing shapes

Collins easy learning

- Trace the lines to draw the shapes.

Circle




Square



Triangle



Oval



Star



Feelings

Collins easy learning



happy



sad



angry



surprised

- Draw on the faces below.

How do you feel today?

How does a member of your family feel today?

