



Home learning overview

Year group: Nursery

Week beginning: 15/06/2020

	Monday	Tuesday	Wednesday	Thursday	Friday
Reading/ Phonics	<p>Alphablocks: https://www.bbc.co.uk/iplayer/episode/b01dwf94/alphablocks-series-2-17-lips Watch, listen then try to write the letters and words. You can refer to the letter formation sheets as in previous packs. Letters and their sounds: https://youtu.be/4x_G21K1KhcEw</p>	<p>Alphablocks: https://www.bbc.co.uk/iplayer/episode/b01dwgtd/alphablocks-series-2-18-web Watch, listen then try to write the letters and words. You can refer to the letter formation sheets as in previous packs. Letters and their sounds: https://youtu.be/4x_G21K1KhcEw</p>	<p>Alphablocks: https://www.bbc.co.uk/iplayer/episode/b01dy987/alphablocks-series-2-19-box Watch, listen then try to write the letters and words. You can refer to the letter formation sheets as in previous packs. Alphabet and Sounds song: https://youtu.be/ffeZXPtTGC4</p>	<p>Alphablocks: https://www.bbc.co.uk/iplayer/episode/b01dzhc5/alphablocks-series-2-20-quick Watch, listen then try to write the letters and words. You can refer to the letter formation sheets as in previous packs. Alphabet and Sounds song: https://youtu.be/ffeZXPtTGC4</p>	<p>Alphablocks: https://www.bbc.co.uk/iplayer/episode/b01dzn26/alphablocks-series-2-21-kick Watch, listen then try to write the letters and words. You can refer to the letter formation sheets from previous packs. Alphabet and Sounds song: https://youtu.be/ffeZXPtTGC4</p>
English	<p>Share a story (a 'real' book or online). Recount the story. What did you enjoy? Where did the story take place? Who were the characters? Practise reading and writing your own name. Use your name card. Trace over it, copy it, hide it then try to remember the letters in your name. What sounds can you hear?</p>	<p>Use your toys to create a story. Who are the characters? What do they do? What happens? Practise reading and writing your own name. Add a comment on Evidence Me.</p>	<p>Repeat yesterday's activity. Let's make it even better. Will you use the same toys or different ones? What happens in the story? Will there be an adventure? Practise reading and writing your own name.</p>	<p>Read a familiar book. You can join in or anticipate what happens next. If you could change the ending, how would you change it? What would happen at the end? Practise reading and writing your name.</p>	<p>Choose a non-fiction book. Talk about what you can see in the pictures. What do you think the text will say? Adults will then read. Practise reading and writing your name.</p>



Home learning overview

Year group: Nursery

Week beginning: 15/06/2020

Maths

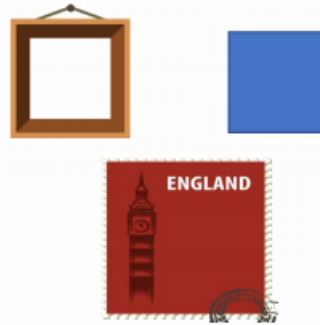
Look out of the window.



What can you see?

Look out of the window, encourage the use of positional language. There is a bird on the fence. The car is in front of the garage.

Find 5 squares around the house.



Children to find things around the house that are square. Ask questions such as: What other shapes can you find?

How many red objects can you find?



Once objects have been found, encourage the counting. Giving one number name to each object. Challenge further by asking: What is one more? What is one less?

Make a cake with an adult.



What did you do?

Encourage the use of time related language. For example: first, then next. When tasting, talk about the smell, taste and texture.

How many star jumps can you do in 30 seconds?



Can you beat your record?






Talk about how long 30 seconds is. Did it feel like a long time? Can you count your own jumps? Other family members can join in.



Home learning overview

Year group: Nursery

Week beginning: 15/06/2020

Other	<p>Please do some form of exercise every day. This could be PE with Joe live @ 9am (Monday to Friday) on YouTube.</p> <p>Fitter futures – short work outs and mindfulness activities you can do during the day when you need to take a break from learning.</p>				
	<p>Sweeping up What you need: Masking tape Brush Leaves or similar Create a shape with the tape and make it a challenge to sweep all the leaves in to the shape. Good for talk, gross motor skills and concentration.</p> 	<p>Painted toast You will need: White bread Food colouring Milk (any kind) Miz a few drops of food colouring with some milk and paint it on to bread (water doesn't work as well). Toast as normal. EAT your masterpiece. Will you make a happy face, a number or something else?</p> 	<p>Cup phone You need: 2 paper cups Piece of string (long!) Sharp pencil Poke a small hole in the bottom of each cup with the tip of your pencil (don't make it too big). Push the end of a string into the cup and tie a few knots to stop it coming out. Stand far enough apart that the string is tight. One person hold a cup to their ear and the other speak.</p> 	<p>Shaving foam paint You need: Shaving foam Food colouring Small container Spoon Squirt some shaving foam into your container, add a couple of drops of food colouring, stir then paint. shaving foam paint is simple to make and great for use on paper as well as windows and glass doors.</p> 	<p>Make a sock puppet You need: An old sock String Pipe cleaners or wool Felt Felt tip pens Glue Scissors Put your hand into the sock, make a C shape. Draw eyes on using a pen or stick on googly eyes. Take sock off hand, lay flat. Stick on string, pipe cleaners as hair. Make ears from felt and stick on.</p> 



Home learning overview

Year group: Nursery

Week beginning: 15/06/2020

Fortnightly topic: Plants

See home learning tips for suggested activities.

Website links/key information:

Websites:

Purple Mash: <https://www.purplemash.com/login/> (Mini Mash)

Youtube Actions to JP Sounds: <https://www.youtube.com/watch?v=yVyry9jpVjl>

Youtube JP Songs: <https://www.youtube.com/watch?v=jvAYUvQURGo>

LGfL (Key Stage - select Foundation Stage): <https://www.lgfl.net/learning-resources/grid>

LGfL, Busy Things (once in, select Early Years): <https://www.busythings.co.uk/lgfl-login/>

Use your USO login details that you have been given.

If you're having trouble logging in or if you have misplaced your login details, please email us so we can send these to you.

Oak National Academy (online classroom): <https://www.thenational.academy/online-classroom>

Andy's wild workouts: <https://www.bbc.co.uk/iplayer/episodes/p06tmmvz/andys-wild-workouts>

Fitter futures: <https://app.fitterfuture.com/student/auth/login>

Username = ellenwilkinson

Password = ellenwilkinson **PLEASE DO NOT CHANGE THE PASSWORD**

Evidence Me (2simple): <https://q10.2eskimos.com/login>

Online books: <https://www.booktrust.org.uk/books-and-reading/have-some-fun/#!?q=&sortOption=MostRecent&pageNo=1>

Nursery rhymes: <https://www.bbc.co.uk/cbeebies/curations/nursery-rhymes>

Number rhymes: <https://www.bbc.co.uk/cbeebies/watch/number-songs-from-numberblocks?collection=playlist-collection>

BBC Cbeebies: <https://www.bbc.co.uk/cbeebies>

Year group email address (for learning related queries): nursery@ellenwilkinson.newham.sch.uk

Please include your child's name and class (Nursery AM or Nursery PM) so that we can help you as quickly as possible.