







Home learning overview

Year group: Nursery

Week beginning: 22/06/2020


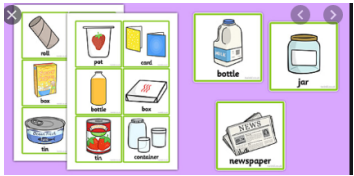




|                         | Monday   | Tuesday  | Wednesday  | Thursday   | Friday   |
|-------------------------|--|--|--|--|--|
| <b>Reading/ Phonics</b> | <p>Alphablocks:<br/> <a href="https://www.bbc.co.uk/iplayer/episode/b01f89wl/alphablocks-series-2-22-wig">https://www.bbc.co.uk/iplayer/episode/b01f89wl/alphablocks-series-2-22-wig</a><br/>           Watch, listen then try to write the letters and words. You can refer to the letter formation sheets as in previous packs. Letters and their sounds:<br/> <a href="https://youtu.be/4x_G21K1KhcEw">https://youtu.be/4x_G21K1KhcEw</a></p> | <p>Alphablocks:<br/> <a href="https://www.bbc.co.uk/iplayer/episode/b01f8b02/alphablocks-series-2-23-rainbow">https://www.bbc.co.uk/iplayer/episode/b01f8b02/alphablocks-series-2-23-rainbow</a><br/>           Watch, listen then try to write the letters and words. You can refer to the letter formation sheets as in previous packs. Letters and their sounds:<br/> <a href="https://youtu.be/4x_G21K1KhcEw">https://youtu.be/4x_G21K1KhcEw</a></p> | <p>Alphablocks:<br/> <a href="https://www.bbc.co.uk/iplayer/episode/b01f8b5r/alphablocks-series-2-24-on">https://www.bbc.co.uk/iplayer/episode/b01f8b5r/alphablocks-series-2-24-on</a><br/>           Watch, listen then try to write the letters and words. You can refer to the letter formation sheets as in previous packs. Alphabet and Sounds song:<br/> <a href="https://youtu.be/ffeZXPtTGC4">https://youtu.be/ffeZXPtTGC4</a></p> | <p>Alphablocks:<br/> <a href="https://www.bbc.co.uk/iplayer/episode/b01f8b79/alphablocks-series-2-25-abc">https://www.bbc.co.uk/iplayer/episode/b01f8b79/alphablocks-series-2-25-abc</a><br/>           Watch, listen then try to write the letters and words. You can refer to the letter formation sheets as in previous packs. Alphabet and Sounds song:<br/> <a href="https://youtu.be/ffeZXPtTGC4">https://youtu.be/ffeZXPtTGC4</a></p> | <p>Alphablocks:<br/> <a href="https://www.bbc.co.uk/iplayer/episode/b01f8ppb/alphablocks-series-2-26-the-cat-sat-on-the-mat">https://www.bbc.co.uk/iplayer/episode/b01f8ppb/alphablocks-series-2-26-the-cat-sat-on-the-mat</a><br/>           Watch, listen then try to write the letters and words. You can refer to the letter formation sheets from previous packs. Alphabet and Sounds song:<br/> <a href="https://youtu.be/ffeZXPtTGC4">https://youtu.be/ffeZXPtTGC4</a></p>  |
| <b>English</b>          | <p>Make a shopping list<br/>           When you go to the shops you can be really helpful by making a list so you don't forget to buy things. You can also do this if you have received a delivery. Ask for help using your sounds, you could also add some drawings to your list.</p>    | <p>Retell a traditional tale acting it out using toys.<br/>           For example, The three little pigs with Lego, Goldilocks and the Three Bears with soft toys.<br/>           Make a poster or sell tickets to come and watch.<br/>           Film it on a device and share with school after.</p>    | <p>Writing with carrots<br/>           Explore mark making using a carrot, choose your favourite coloured paint and express your creativity giving meaning to your design and please share your lovely pictures with us.</p>    | <p>Make homemade musical instruments with recycled household items. Sing nursery rhymes e.g. Incy Wincy Spider, Humpty Dumpty, using your instruments and then make up your own song.</p>   | <p>Choose a book your child enjoyed reading this week. Build scenes of the book building bricks, natural objects found in the garden or in the park, small world toys or even create your own props. Encourage your child to "tell" the story in their own words as they build the scenes.<br/>           Vocabulary: days of the week, vegetable names: carrots, spinach, rhubarb, cabbage, beetroot, peas, potatoes, garden, grow, delicious, slug, snail first, next, finally, once upon a time, the end, in the beginning, in the end.</p> |



# Home learning overview

# Year group: Nursery

# Week beginning: 22/06/2020

|                     |   |  |   |   |  |
|---------------------|---|--|---|---|--|
| <p><b>Maths</b></p> | <p>Revisit 2D shapes and play shape monsters. What shapes will you find? Are there any more shapes on the shapes (mouth, eyes)? Talk about colours. Count the sides and corners. Describe.<br/> <a href="https://www.topmarks.co.uk/early-years/shape-monsters">https://www.topmarks.co.uk/early-years/shape-monsters</a></p>  | <p>Sort out junk and recycling materials- discussing and grouping similar properties. Talk about your findings. What shapes have you found? Count the sides and the corners.</p>  | <p>Revisit numerals 1-10 and try to match the same number of objects.</p>     | <p>Revisit numerals 1-10 and play underwater counting<br/> <a href="https://www.topmarks.co.uk/learning-to-count/underwater-counting">https://www.topmarks.co.uk/learning-to-count/underwater-counting</a></p>               | <p>Sing a range of counting and number songs<br/> <a href="https://www.bbc.co.uk/programmes/p065z8z4">https://www.bbc.co.uk/programmes/p065z8z4</a><br/>         Can you join in with the songs? Remember, you can use your fingers to count. How many fingers on one hand? How many altogether?</p>  |
| <p><b>Other</b></p> | <p><b>Please do some form of exercise every day.</b> This could be <b>PE with Joe</b> live @ 9am (Monday to Friday) on YouTube.<br/> <b>Fitter futures</b> – short work outs and mindfulness activities you can do during the day when you need to take a break from learning.</p>  |  |   |   |  |
|                     | <p>Create a Superhero vegetable with special powers. To design your character you can use a real vegetable or draw one, it's up to you. Think about what power your hero will have. Ask an adult to help you write about your superhero and the</p>   | <p>Colour hunt<br/>         Give your child a piece of paper with all colours on. You could colour colour splats on the paper using crayons.<br/>         Go on a hunt outside/inside drawing and sticking things to the paper that match the colours.</p>         | <p>Playing shops<br/>         You will need:<br/>         Store cupboard food items<br/>         Paper<br/>         Pencil/pen<br/>         Money or create paper money<br/>         Get some food and other items out of the cupboard and set up a shop in your living room. Together, you</p> | <p>No cook playdough:<br/>         2 cups of flour<br/>         2 tablespoons oil<br/>         Half cup of salt<br/>         2 tablespoons cream of tartar<br/>         One and a half cups of boiling water<br/>         Food colouring<br/>         Or make salt dough:<br/>         1 cup of plain flour</p> | <p>Get painting!<br/>         Paint your favourite fruit and vegetables. Which ones does your family prefer? What colours will you use? You can also try fruit and veg printing. Can you join in and remember to sing this song?</p>   |



# Home learning overview

Year group: Nursery

Week beginning: 22/06/2020

powers. We can't wait to see your design and find out what special power you give your vegetables!



Here's an amazing song: <https://youtu.be/d3pYWf3ob0U>

You can practise singing it ALL WEEK!  
(youtube: Musical Dots, Superfood Fruit and vegetables song)

Lots of talk afterwards about what they found and shades etc. Then maybe move onto some colour mixing.



and your child can price each item using paper tags (numbers to 10/20) You can take it in turns to buy items from the shop, adding the numbers together to get the total. You could model writing a receipt for the items. Pay with either real money or make your own paper coins.



Half cup of salt  
Half a cup of water  
Make whatever you want.  
Cook on lowest heat for 3 hours, on a baking sheet.  
Then paint.



<https://youtu.be/d3pYWf3ob0U>

(youtube: Musical Dots, Superfood Fruit and vegetables song)





Home learning overview

Year group: Nursery

Week beginning: 22/06/2020

### Fortnightly topic: Plants

Please see home learning tips for suggested activities.

### Website links/key information:

#### Websites:

Purple Mash: <https://www.purplemash.com/login/> (Mini Mash)

Youtube Actions to JP Sounds: <https://www.youtube.com/watch?v=yVyry9jpVjl>

Youtube JP Songs: <https://www.youtube.com/watch?v=jvAYUvQUrGo>

LGfL (Key Stage - select Foundation Stage): <https://www.lgfl.net/learning-resources/grid>

LGfL, Busy Things (once in, select Early Years): <https://www.busythings.co.uk/lgfl-login/>

Use your USO login details that you have been given.

If you're having trouble logging in or if you have misplaced your login details, please email us so we can send these to you.

Oak National Academy (online classroom): <https://www.thenational.academy/online-classroom>

Andy's wild workouts: <https://www.bbc.co.uk/iplayer/episodes/p06tmmvz/andys-wild-workouts>

Fitter futures: <https://app.fitterfuture.com/student/auth/login>

Username = ellenwilkinson

Password = ellenwilkinson **PLEASE DO NOT CHANGE THE PASSWORD**

Evidence Me (2simple): <https://q10.2eskimos.com/login>

Online books: <https://www.booktrust.org.uk/books-and-reading/have-some-fun/#!?q=&sortOption=MostRecent&pageNo=1>

Nursery rhymes: <https://www.bbc.co.uk/cbeebies/curations/nursery-rhymes>

Number rhymes: <https://www.bbc.co.uk/cbeebies/watch/number-songs-from-numberblocks?collection=playlist-collection>

BBC Cbeebies: <https://www.bbc.co.uk/cbeebies>

**Year group email address** (for learning related queries): [nursery@ellenwilkinson.newham.sch.uk](mailto:nursery@ellenwilkinson.newham.sch.uk)

Please include your child's name and class (Nursery AM or Nursery PM) so that we can help you as quickly as possible.



Home learning overview

Year group: Nursery

Week beginning: 22/06/2020

Write your name. Use your name card to practise name writing. Trace over it, copy it, hide it then try to remember the letters in your name. What sounds can you hear?