








Home learning overview

Year group: Nursery

Week beginning: 29/06/2020

| | Monday | Tuesday | Wednesday | Thursday | Friday |
|-----------------------------|--|--|--|--|---|
| Reading/ Phonics | <p>Alphablocks: https://www.bbc.co.uk/iplayer/episode/b01n83tg/alphablocks-series-3-1-wish</p> <p>Watch, listen then try to write the letters and words. You can refer to the letter formation sheets as in previous packs. Letters and their sounds: https://youtu.be/4x_G21KhcEw</p> | <p>Alphablocks: https://www.bbc.co.uk/iplayer/episode/b01n842h/alphablocks-series-3-2-snowman</p> <p>Watch, listen then try to write the letters and words. You can refer to the letter formation sheets as in previous packs. Letters and their sounds: https://youtu.be/4x_G21KhcEw</p> | <p>Alphablocks: https://www.bbc.co.uk/iplayer/episode/b01n84wv/alphablocks-series-3-3-win</p> <p>Watch, listen then try to write the letters and words. You can refer to the letter formation sheets as in previous packs. Alphabet and Sounds song: https://youtu.be/ffeZXPtTGC4</p> | <p>Alphablocks: https://www.bbc.co.uk/iplayer/episode/b01n85l3/alphablocks-series-3-4-hat</p> <p>Watch, listen then try to write the letters and words. You can refer to the letter formation sheets as in previous packs. Alphabet and Sounds song: https://youtu.be/ffeZXPtTGC4</p> | <p>Alphablocks: https://www.bbc.co.uk/iplayer/episode/b01n8jk3/alphablocks-series-3-5-little-red-n</p> <p>Watch, listen then try to write the letters and words. You can refer to the letter formation sheets from previous packs. Alphabet and Sounds song: https://youtu.be/ffeZXPtTGC4</p> |
| English | <p>Listen to Oliver Jeffers read his book – How to catch a star.</p> <p>Draw and colour in a star. Write your name in the middle. https://www.oliverjeffers.com/abookaday</p>  | <p>Make a picture of a starry night. There is a picture of a starry night by a famous artist, Vincent Van Gogh, below. I really like this painting. Do you? Why do you like it/ not like it? Talk about night time, your work, get a discussion going.</p>  | <p>Sing the alphabet song. Think about the sounds we have learnt at Nursery. Practise writing letters. http://www.ictgames.com/mobilePage/skyWriter/index.html</p>  | <p>Watch the story The Worrysaurus.</p> <p>Make your own Happy Tin. https://www.youtube.com/watch?v=GYV_o9Uj2jc</p>  | <p>Sing the alphabet song. Think about the sounds we have learnt at Nursery. Practise writing letters. http://www.ictgames.com/mobilePage/skyWriter/index.html</p>  |



Home learning overview

Year group: Nursery

Week beginning: 29/06/2020

| | | | | | |
|---------------------|--|---|---|---|---|
| <p>Maths</p> | <p>Go on a shape hunt (2D) for circles, squares, rectangles, triangles etc. Find as many objects as you can. Make marks on a piece of paper or write the number to represent how many of each you found.</p> <div data-bbox="302 566 593 718"> </div> | <p>Create your own obstacle course – either inside or outside. You could use cushions, chairs, blankets, pillows, duvets. Can you move around, over, under, between etc. in different ways?</p> <div data-bbox="638 518 996 662"> </div> | <p>Sing Twinkle Twinkle Little Star and accompany your singing with a musical instrument. Can you keep in time? https://www.bbc.co.uk/teach/school-radio/nursery-rhymes-twinkle-twinkle-little-star/zds6jhv</p> <div data-bbox="1019 566 1377 774"> </div> | <p>Order numbers 1-10 and 1-20. Use the options to change the difficulty. https://www.topmarks.co.uk/ordering-and-sequencing/caterpillar-ordering</p> <div data-bbox="1400 518 1758 742"> </div> | <p>Helicopter rescue – find the numbers. https://www.topmarks.co.uk/learning-to-count/helicopter-rescue</p> <div data-bbox="1780 406 2139 614"> </div> |
| <p>Other</p> | <p>Please do some form of exercise every day. This could be PE with Joe live @ 9am (Monday, Wednesday and Saturday) on YouTube. Fitter futures – short work outs and mindfulness activities you can do during the day when you need to take a break from learning.</p> | | | | |
| | <p><u>Rainbow eruption</u> You will need: Baking Soda Vinegar Food colouring Add 4 heaped table spoonful's of baking soda into a bowl Add 2-3 drops (or more if you'd like) of food colouring Pour a small amount of water into the bowl (like a teaspoon or two) MIX together. There will be little clumps of</p> | <p><u>Magic Bag</u> You will need: Plastic sealable bag Water Sharp pencils Half fill the bag with water and seal it carefully. Make sure your pencil is sharp and push through the bag carefully. This works because the plastic bag forms a temporary seal against the edge of the pencil. If you were to take the pencils out the bag would leak.</p> | <p><u>Science in a jar</u> You will need: Glass jars (with secure lids if you want to shake them) Jug of water Vegetable oil Dishwashing detergent Food colouring Small container Pour one cup of water into your glass jar. Pour half a cup of vegetable oil on top of the water in the jar. Screw the lid onto the jar and shake</p> | <p><u>Walking water</u> You will need: 2 glasses of equal height Water Food Colouring (optional) Paper Towel Position your two empty glasses about 2 inches apart. Pour water into one of the glasses until it is halfway full. Add a few drops of food colouring into the water. Grab a strip of paper towel that is about 1-2 inches wide.</p> | <p><u>Dancing rice</u> You will need: Clear container Water Baking soda Vinegar Rice (We used a short grain brown rice.) Spoon Optional: Food colouring Pour one cup of water into your clear container. Add 1 teaspoon of baking soda to the water and stir. Sprinkle some rice into the mixture. The rice sinks to</p> |




Home learning overview

Year group: Nursery

Week beginning: 29/06/2020

baking soda from the moisture, but the baking soda shouldn't be wet.
Dye the baking soda each colour in the rainbow and set the colours side by side in a baking pan.
Add a few drops of vinegar and watch it fizz!



it.... can you make the oil and water mix?
Mix a generous squirt of dishwashing detergent with some food colouring in the separate small container.
Add a few drops of the coloured detergent into your oil and water filled jar.
Watch what happens..... you should see a lava lamp like affect with bubbles of colour falling through the mixture.



Place one end of the paper towel into the glass with the water. Then place the other end into the glass that is empty. 5. Then leave the glasses to sit and come back to check on them in about an hour



the bottom because it is generally denser than the water.
Add 1 tablespoon of vinegar to the water. The vinegar reacts with the baking soda in the water creating bubbles of carbon dioxide.
Observe what happens over the next few minutes. Eventually the rice will begin to "dance".
Add a couple drops of food colouring and watch it slowly begin to mix into the solution.





Home learning overview

Year group: Nursery

Week beginning: 29/06/2020

Website links/key information:

Websites:

Purple Mash: <https://www.purplemash.com/login/> (Mini Mash)

Youtube Actions to JP Sounds: <https://www.youtube.com/watch?v=yVyry9ipVjI>

Youtube JP Songs: <https://www.youtube.com/watch?v=jvAYUvQURGo>

LGfL (Key Stage - select Foundation Stage): <https://www.lgfl.net/learning-resources/grid>

LGfL, Busy Things (once in, select Early Years): <https://www.busythings.co.uk/lgfl-login/>

Use your USO login details that you have been given.

If you're having trouble logging in or if you have misplaced your login details, please email us so we can send these to you.

Oak National Academy (online classroom): <https://www.thenational.academy/online-classroom>

Andy's wild workouts: <https://www.bbc.co.uk/iplayer/episodes/p06tmmvz/andys-wild-workouts>

Fitter futures: <https://app.fitterfuture.com/student/auth/login>

Username = ellenwilkinson

Password = ellenwilkinson **PLEASE DO NOT CHANGE THE PASSWORD**

Evidence Me (2simple): <https://q10.2eskimos.com/login>

Online books: <https://www.booktrust.org.uk/books-and-reading/have-some-fun/#!?q=&sortOption=MostRecent&pageNo=1>

Nursery rhymes: <https://www.bbc.co.uk/cbeebies/curations/nursery-rhymes>

Number rhymes: <https://www.bbc.co.uk/cbeebies/watch/number-songs-from-numberblocks?collection=playlist-collection>

BBC Cbeebies: <https://www.bbc.co.uk/cbeebies>

Year group email address (for learning related queries): nursery@ellenwilkinson.newham.sch.uk

Please include your child's name and class (Nursery AM or Nursery PM) so that we can help you as quickly as possible.



Home learning overview

Year group: Nursery

Week beginning: 29/06/2020

Write your name. Use your name card to practise name writing. Trace over it, copy it, hide it then try to remember the letters in your name. What sounds can you hear?