




Home learning overview

Year group: Nursery

Week beginning: 13/07/2020



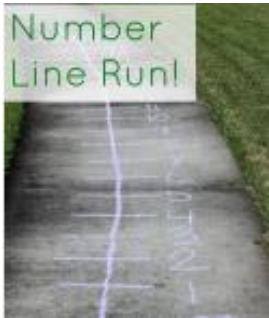
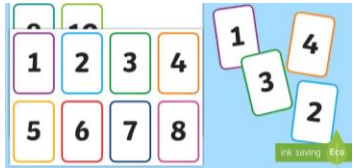


	Monday	Tuesday	Wednesday	Thursday	Friday
Reading/ Phonics	<p>Alphablocks: https://www.bbc.co.uk/iplayer/episode/b01nhsj9/alphablocks-series-3-11-champ</p> <p>Watch, listen and then try to write the letters and words. You can refer to the letter formation sheets as in previous packs. Letters and their sounds: https://www.youtube.com/watch?v=75p-N9YKqNo</p>	<p>Alphablocks: https://www.bbc.co.uk/iplayer/episode/b01nhsqw/alphablocks-series-3-12-song</p> <p>Watch, listen and then try to write the letters and words. You can refer to the letter formation sheets as in previous packs. Letters and their sounds: https://www.youtube.com/watch?v=75p-N9YKqNo</p>	<p>Alphablocks: https://www.bbc.co.uk/iplayer/episode/b01nhsyn/alphablocks-series-3-13-thing</p> <p>Watch, listen and then try to write the letters and words. You can refer to the letter formation sheets as in previous packs. Alphabet and Sounds song: https://www.youtube.com/watch?v=71h8MZshGSs</p>	<p>Alphablocks: https://www.bbc.co.uk/iplayer/episode/b01py4xg/alphablocks-series-3-14-train</p> <p>Watch, listen and then try to write the letters and words. You can refer to the letter formation sheets as in previous packs. Alphabet and Sounds song: https://www.youtube.com/watch?v=71h8MZshGSs</p>	<p>Alphablocks: https://www.bbc.co.uk/iplayer/episode/b01py516/alphablocks-series-3-15-beep</p> <p>Watch, listen and then try to write the letters and words. You can refer to the letter formation sheets from previous packs. Alphabet and Sounds song: https://www.youtube.com/watch?v=71h8MZshGSs</p>
English	<p>Rhyme and Freeze! Can you think of some words that rhyme with the word dog? Remember rhyming words are words that sound the same as each other. 'Log' rhymes with 'dog'. Can you think of some words that rhyme with cat, frog, mop and bear? Listen to the song, can you play the</p>	<p>Read your favourite stories. Talk about what happens in the story and why. Is there anything that you have learnt? Adults: talk about any lessons or little moral links there might be.</p> 	<p>Read your favourite stories again. Then, build scenes from the books you read, using your building bricks, natural objects found in the garden or in the park, small world toys or even create your own props. Encourage your child to "tell" the story in their own words as they build the scenes.</p>	<p>Get creative and have fun while building a blanket fort, indoor tent or outdoor reading den. Decorate it with lights, cushions and blankets; bring snacks, friends (siblings, mummy and daddy, cuddly toys, etc) and your favourite books! Read then talk about your favourite stories and characters. Which story would you choose to be in? What character would you be? Why?</p> 	



Home learning overview

Year group: Nursery

Week beginning: 13/07/2020






	<p>rhyme and freeze game? https://www.youtube.com/watch?v=cSPmGPlyykU Now can you make your own rhyme and freeze game for your family to play. Think of some rhyming and non-rhyming words of your own.</p>				
Maths	<p>Counting Spots! Have you ever tried to count a ladybird's spots? They all have different amounts on them. People think that it tells us how old they are, but it actually tells us about the family they belong to. Have a go at playing this ladybird counting game. https://www.topmarks.co.uk/learning-to-count/ladybird-spots Can you match the numbers to the spots?</p> 	<p>Number Line Run Draw a line on the pavement then mark off numbers 0 to 10 or 20 for the extra challenge. Practice walking the line and counting the numbers. Challenge yourself and clap or jump as many times as the number reads. Also, ask a friend or family member to call out numbers while you run to find them. Have fun!</p> 	<p>Can you or your family member write the numbers 1 – 10. Now get somebody to hide the numbers around your house or in the garden. See if you can find the numbers and put them back in order. Now you hide them for your family member to find.</p> 	<p>Once you have played the game. Can you find some objects to show what the different numbers are? Look at my numbers, how many strawberries did I find? How many raisins? You could take photos of your objects or make a number picture. Maybe you could collect leaves or petals, use your toys, pieces of Lego or you could draw objects or shapes to show your numbers. You could stick your photos or number pictures on your wall for everyone to look at.</p> 	<p>2D Obstacle Course This is an interesting take on the game of hopscotch. Instead of hopping and picking up markers, encourage your child to draw different shapes on the pavement. Then have them think of some different activities that they can do, similar to the ones below. Support them in using their sounds and make their marks. Time to play! When they land on a spot, they have to perform the action written on that shape!</p> 



Home learning overview

Year group: Nursery

Week beginning: 13/07/2020

Other	<p>Please do some form of exercise every day. This could be PE with Joe live @ 9am (Monday, Wednesday and Saturday) on YouTube.</p> <p>Fitter futures – short work outs and mindfulness activities you can do during the day when you need to take a break from learning.</p>				
	<p>Paint car rolling If you haven't got a slide, you can make a ramp using a piece of wood or cardboard. Lay some paper down your slide or ramp. Dip your car tyres in paint. Roll!</p> 	<p>Find things that smell! You will need a pestle and mortar! Collect things from the garden (leaves, flowers etc), spend a few minutes breaking them down with the pestle and mortar and smell. What do they smell like? Do they still smell when they're dried out? Try in the kitchen if you have some spare spices.</p> 	<p>Chocolate banana You need: banana(s) chocolate buttons tin foil knife Slice the banana down the middle, push the chocolate buttons in. wrap the tinfoil and place on the fire for 5 minutes (if not melted, pop back on the fire).</p> 	<p>Monster tunnel Find a box. Cut some different sized holes in the side. Decorate your holes to look like monsters. Roll a ball across the floor... Can you get it in a monster's mouth? You can give each mouth a number and make a score sheet.</p> 	<p>Make a light box You will need: a large clear plastic box with lid tinfoil fairy lights white tissue or grease proof paper Line the large plastic box with tinfoil, then put fairy lights inside. Stretch a sheet of white tissue paper across the top and replace the lid.</p> 



Home learning overview

Year group: Nursery

Week beginning: 13/07/2020

Website links/key information:

Websites:

Purple Mash: <https://www.purplemash.com/login/> (Mini Mash)

YouTube Actions to JP Sounds: <https://www.youtube.com/watch?v=yVyry9jpVjI>

YouTube JP Songs: <https://www.youtube.com/watch?v=jvAYUvQURGo>

LGfL (Key Stage - select Foundation Stage): <https://www.lgfl.net/learning-resources/grid>

LGfL, Busy Things (once in, select Early Years): <https://www.busythings.co.uk/lgfl-login/>

Use your USO login details that you have been given.

If you're having trouble logging in or if you have misplaced your login details, please email us so we can send these to you.

Oak National Academy (online classroom): <https://www.thenational.academy/online-classroom>

Andy's wild workouts: <https://www.bbc.co.uk/iplayer/episodes/p06tmmvz/andys-wild-workouts>

Fitter futures: <https://app.fitterfuture.com/student/auth/login>

Username = ellenwilkinson

Password = ellenwilkinson **PLEASE DO NOT CHANGE THE PASSWORD**

Evidence Me (2simple): <https://q10.2eskimos.com/login>

Online books: <https://www.booktrust.org.uk/books-and-reading/have-some-fun/#!?q=&sortOption=MostRecent&pageNo=1>

Nursery rhymes: <https://www.bbc.co.uk/cbeebies/curations/nursery-rhymes>

Number rhymes: <https://www.bbc.co.uk/cbeebies/watch/number-songs-from-numberblocks?collection=playlist-collection>

BBC Cbeebies: <https://www.bbc.co.uk/cbeebies>

Year group email address (for learning related queries): nursery@ellenwilkinson.newham.sch.uk

Please include your child's name and class (Nursery AM or Nursery PM) so that we can help you as quickly as possible.

Write your name. Use your name card to practise name writing. Trace over it, copy it, hide it then try to remember the letters in your name. What sounds can you hear?