
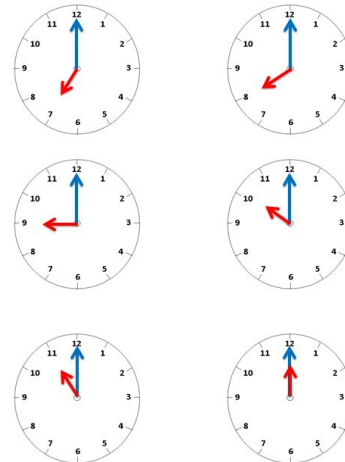
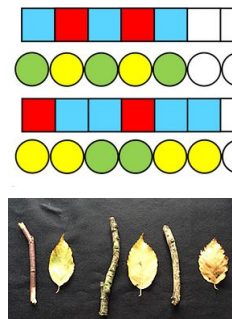





	Monday	Tuesday	Wednesday	Thursday	Friday
<b>Reading/ Phonics</b>	Log on to <a href="https://www.activelearnprimary.co.uk/login?c=0">https://www.activelearnprimary.co.uk/login?c=0</a> and read a book of your choice. Answer the questions by clicking on the green bug. <b>Phonics:</b> Practice reading the pink words at home.  See below for the link to play free AnimaPhonics games!	Log on to <a href="https://www.activelearnprimary.co.uk/login?c=0">https://www.activelearnprimary.co.uk/login?c=0</a> and read a book of your choice. Answer the questions by clicking on the green bug. <b>Phonics:</b> Practice reading the pink words at home.  See below for the link to play free AnimaPhonics games!	Log on to <a href="https://www.activelearnprimary.co.uk/login?c=0">https://www.activelearnprimary.co.uk/login?c=0</a> and read a book of your choice. Answer the questions by clicking on the green bug. <b>Phonics:</b> Practice reading the pink words at home.  See below for the link to play free AnimaPhonics games!	Log on to <a href="https://www.activelearnprimary.co.uk/login?c=0">https://www.activelearnprimary.co.uk/login?c=0</a> and read a book of your choice. Answer the questions by clicking on the green bug. <b>Phonics:</b> Practice reading the pink words at home.  See below for the link to play free AnimaPhonics games!	Log on to <a href="https://www.activelearnprimary.co.uk/login?c=0">https://www.activelearnprimary.co.uk/login?c=0</a> and read a book of your choice. Answer the questions by clicking on the green bug. <b>Phonics:</b> Practice reading the pink words at home.  See below for the link to play free AnimaPhonics games!
<b>English</b>	LF: List writing. What is a list? Why do we make lists? Can you make a shopping list with things you need to buy? Draw pictures to match.	LF: Writing a menu. What is a menu? Why do people use it? Can you create your own menu with different foods and drinks? Draw pictures to match.	LF: Brave writing. Why do we give people cards? Who do we give cards to? Let's make a thank you card and write a message for our adults at home. To... Thank you for... From ...	LF: Labelling. Find some items in your house and put them on the table. What did you gather? What are they called? Label each item on a piece of a paper and put it next to it.	LF: Sentence writing. Finish off the sentences using your imagination. 1. I like going to the... 2. The fox is.... 3. Mum likes to....
<b>Maths</b>	LF: Using money What coins do you know? Can you count pennies? For this lesson we are	LF: Using money What coins do you know? For this lesson we are using different coins to buy things. If possible please	LF: Time How long does it take to do five star jumps? How long does it take to brush	LF: Time We will be looking at o'clock time. The long hand (minute hand) always points to the	LF: Patterns We will be continuing a pattern and making our own.



	<p>shopping. If possible please have some 1p, 2p, 5p and 10p coins to support your child's learning.</p> <p>Can you add the following amounts?</p> <p>6p+1p=</p> <p>5p+3p=</p> <p>10p+4p=</p> <p>12p+7p=</p>	<p>have some 1p, 2p, 5p and 10p coins to support your child's learning.</p> <p>What coins could you use to buy these items? What coins could you use if you bought 2 of each item? Can you find different combinations of coins?</p> 	<p>your teeth? Is it a short time or a long time?</p> <p>Draw a timeline of your day with pictures to show your daily routine.</p>	<p>number 12 when it's o'clock. The hour hand (short hand) points to the hour.</p> <p>Look at the clocks and write the correct time.</p> 	<p>Can you continue these patterns? Can you make your own pattern?</p>  
Other/ Foundation Subjects	Please do some form of exercise every day - see below for the CBeebies exercise link.				
	<p>LF: Make a sandwich</p> <p>For this lesson you will need the following ingredients and equipment:</p> <ul style="list-style-type: none"> <li>• 2 slices of bread</li> <li>• Butter or margarine (optional)</li> <li>• Sandwich filling of your choice</li> <li>• Butter knife</li> <li>• Plate</li> </ul>	<p>LF: Materials</p> <p>What material names can you remember? Can you find anything in your home made from paper, fabric, plastic, wood, metal, glass? Some materials are waterproof which means it can protect things from getting wet. Find a toy in your home e.g. teddy bear or doll, and cover it with fabric and then again with</p>	<p>P.E: Remember to keep up with the movement and exercise! Go for a walk in the park and stretch your legs. Have a race with your adults and siblings - who wins the race? Follow along with this video:</p> <p><a href="https://www.youtube.com/watch?v=pJGqlla4Dbw">https://www.youtube.com/watch?v=pJGqlla4Dbw</a></p>	<p>Brain games!</p> <p>Complete this puzzle on CBeebies:</p> <p><a href="https://www.bbc.co.uk/games/embed/jigsaw-lovemonger?exitGameUrl=https%3A%2F%2Fwww.bbc.co.uk%2Fcbecbeebies%2Fpuzzles%2Flove-monster-jigsaw-puzzle-game%3Fcollection%3Dcbecbeebies-jigsaw-puzzles">https://www.bbc.co.uk/games/embed/jigsaw-lovemonger?exitGameUrl=https%3A%2F%2Fwww.bbc.co.uk%2Fcbecbeebies%2Fpuzzles%2Flove-monster-jigsaw-puzzle-game%3Fcollection%3Dcbecbeebies-jigsaw-puzzles</a></p>	<p>See Google Classroom topic 'Friday 5th February 2021' for Art Project.</p>



	Think about what you should do before you prepare food. Now sequence the steps to make a sandwich. What should you do first? What would you do after that?	plastic. Pour water over it. Which material is absorbing the water and which one is letting the water slide off? Discuss the findings with your adults at home. Watch this after: <a href="https://www.youtube.com/watch?v=4nd42ISTOJI">https://www.youtube.com/watch?v=4nd42ISTOJI</a>		Watch this video and pause after each picture, and ask your child to spot the differences. What is the same? What is different? <a href="https://www.youtube.com/watch?v=w7HoSW9pRXc">https://www.youtube.com/watch?v=w7HoSW9pRXc</a>	
--	--	--	--	--	--

**Website links/key information:****Websites/resources:**

<https://www.activelearnprimary.co.uk/login.php?c=0> (To access Bug club books and phonics games)

<https://login.mathletics.com/> (Log into Mathletics)

<https://www.topmarks.co.uk/> - Play educational games for free

<https://www.phonicsbloom.com/> - Play phonics games (this website has some free games your child can play, without subscribing)

<https://www.bbc.co.uk/cbeebies/grownups/fun-exercises-to-do-at-home-with-kids> - Exercising at home

<https://www.youtube.com/c/TheBodyCoachTV/featured> - P.E with Joe Wicks is back!

<https://www.animaphonics.com/games.html> - Play the free Anima Phonics games for phonics at home!

Please email [reception@ellenwilkinson.newham.sch.uk](mailto:reception@ellenwilkinson.newham.sch.uk) for any questions or concerns!