



**Home learning overview**

**Year group: Nursery**

**Week beginning: 25.01.2021**













	<b>Monday</b>	<b>Tuesday</b>	<b>Wednesday</b>	<b>Thursday</b>	<b>Friday</b>
<b>Reading/ Phonics</b>	<p>Read ROOK's poem on page 4. Listen out for the 'oo' sound. Say a few words that had the 'oo' sound in them.</p> <p>Practise writing the grapheme: oo.</p> <p>Now segment and blend a few words: rook, hood, took, book, cook.</p> <p>Draw a picture of Rook and label it.</p>	<p>Read the GOOSE poem on page 4. Listen out for the 'OO' sound. Say a few words that had the 'OO' sound in them.</p> <p>Practise writing the grapheme: OO.</p> <p>Now segment and blend a few words: moon, hoop, food, room.</p> <p>Draw a picture of Goose. Now label it.</p>	<p>Read the LION poem on page 5. Listen out for the 'l' sound. Say a few words that had the 'l' sound in them.</p> <p>Practise writing the grapheme: l.</p> <p>Now segment and blend a few words: look, log, lid, lip.</p> <p>Draw a picture of Goose. Now label it.</p>	<p>Read the ALIEN ACORNS poem on page 5. Listen out for the 'ai' sound. Say a few words that had the 'ai' sound in them.</p> <p>Practise writing the grapheme: ai.</p> <p>Now segment and blend a few words: rain, rail, tail, nail.</p> <p>Draw a picture of an alien and label it.</p>	<p>Practise all the sounds learnt this week. Write the letters, write short words and try to read them.</p> <p>Parents/carers: you can say a word and ask children to fill in with the missing sounds. You can use cards with the sounds learnt so far, including the previous weeks.</p>
<b>English</b>	<p>Throughout your time at home, we would like you to have a go at creating your own story map. Think about the sequence of the story – talk with a grown up about what happens in the beginning, the middle and at the end of the story. Have a go at drawing the different parts of the story in the correct order. Which part of the story is your favourite? Can you tell a grown up why?</p> <p>You might like to make some stick puppets of the characters to help retell the story. Adults, prompt discussion with plenty of how, why, what do you think... questions.</p> <p>You can focus on different things every day: reading the story, describing the characters, the setting, anticipating events, drawing pictures of the characters or scenes, making puppets, masks or props, recreating a scene as a role play opportunity, have a tea party.</p>				



Home learning overview

Year group: Nursery

Week beginning: 25.01.2021

<p><b>Maths</b></p>	<p>123 Roll a dice.  Find the number that is one more. </p>	<p>123 Roll a dice.  2  Show one less. </p>	<p>123 Roll two dice.  What is the total? </p>	<p>123 Put the cards in order.  </p>	<p>123 What is the answer?   </p>
<p><b>Other</b></p>	<p><b>Please do some form of exercise every day.</b> This could be <b>PE with Joe</b> on YouTube (The Body Coach TV channel). <b>Fitter futures</b> – short work outs and mindfulness activities you can do during the day when you need to take a break from learning.</p>				
	<p>Dancing – play musical statues, musical bumps, have a competition</p>	<p>Choosing your outfit for the day and getting dressed independently – including shoes and socks</p>	<p>Obstacle course – indoors or outside – can use cushions, masking tape as a line to follow</p>	<p>Large paper - create marks to music, create a road for toy cars, draw a village – follow your child's interests</p>	<p>Sensory time – fill ziplock bags with cooked porridge, shaving foam, washing up liquid, salt – masking tape the bag to the floor, let your child explore</p>
<p><b>Fortnightly topic:</b></p>					
<p>Suggested activities:</p>					
<p><b>Website links/key information:</b></p>					



Home learning overview

Year group: Nursery

Week beginning: 25.01.2021

**Websites:**

BBC Cbeebies: <https://www.bbc.co.uk/cbeebies>

Anima Phonics Sound Board: <https://phonicsresources.net/Online/Resources/SoundBoard1/>

Evidence Me: <https://evidence.me/login> - Log into your account and use the “ + “ sign on the right to add snapshots and comments about home learning.

LGfL (Key Stage - select Foundation Stage): <https://www.lgfl.net/learning-resources/grid>

Oak National Academy (online classroom): <https://www.thenational.academy/online-classroom>

Fitter futures: <https://app.fitterfuture.com/student/auth/login>

Username = ellenwilkinson

Password = ellenwilkinson **PLEASE DO NOT CHANGE THE PASSWORD**

Evidence Me (2simple): <https://q10.2eskimos.com/login> - Please use this to share home learning experiences with the class teachers.

**Year group email address** (for learning related queries): [nursery@ellenwilkinson.newham.sch.uk](mailto:nursery@ellenwilkinson.newham.sch.uk).

Please include your child’s name and class (Nursery AM or Nursery PM) so that we can help you as quickly as possible.



### Rook's Apathetic Look

Young Rook thinks he's seen it all,  
The greatest and the best.  
Why should he look at anything?  
He'll never be impressed.  
Show to Rook your favourite book,  
He won't care, he'll just say "oo."  
He won't even take a look,  
He'll just shrug and grumble "oo."



Look through your binoculars, shrug and make a short oo sound.

oo, oo, oo.

So go on be a sourpuss  
Jaded just like Rook,  
Put on your binoculars  
And shrug and grumble "oo."

oo, oo, oo.



### Googley Goose

Goose is not like Rook at all!  
No, no, she's quite excited,  
To view this wild and wondrous world  
To which she's been invited!

Goose's eyes light up the room,  
They cut right through the doom and gloom!  
Sometimes the beauty of the moon  
Can truly make her coo and swoon!

oooooooooo!

The world is just so beautiful  
From Goose's point of view!  
Lets put on our binoculars  
And help her to say ooooooh!

oooooooooo!



Look through your binoculars,  
lean forward,  
and make a long oo sound.





### Lion and Lobster

Lion told me that he saw  
A lobster sitting on the shore,  
Lion headed down to go  
And shake his hand to say hello.

Lion went to shake his hand,  
But Lobster didn't understand!  
Lobster clipped him with his claw  
And by mistake cut Lion's paw!

Lobster said he's very sorry,  
Lion told him not to worry,  
To stop the cut from feeling sore,  
Lion can just lick his paw.

l l l l l



Rub your wrist on your chin, as if licking your paw.



### Alien Acorns

An alien attacked me!  
It's the truth, you must believe!  
It threw an acorn at me  
Then it hid behind a tree

The acorn throwing alien  
Is aiming right this way.  
It shouts out **ai** with every throw...  
I think it wants to play!

ai ai ai

If you're hit by an acorn  
From an alien attack  
Just pick it up, then take your aim  
And throw the acorn back.

ai ai ai



Take your aim, and throw an acorn.



Home learning overview

Year group: Nursery

Week beginning: 25.01.2021

Practise writing your name. Adults, please do not write your child's name in capital letters only.