



Home learning overview

Year group: Nursery

Week beginning: 04.01.2021
7.04.20

| | Monday | Tuesday | Wednesday | Thursday | Friday |
|-----------------------------|--|--|---|---|--|
| Reading/ Phonics | <p>Read the DOG poem on page 4. Listen out for the 'd' sound. Say a few words that had the 'd' sound in them.</p> <p>Practise writing the grapheme: d.</p> <p>Now segment and blend a few words: dad, kid, and, den, ted.</p> <p>Draw a picture of the doggy and label it.</p> | <p>Read the OCTOPUS poem on page 4. Listen out for the 'o' sound. Say a few words that had the 'o' sound in them.</p> <p>Practise writing the grapheme: o.</p> <p>Now segment and blend a few words: pot, not, chop, top, on.</p> <p>Draw a picture of the octopus and label it.</p> | <p>Read the SHEEP poem on page 5. Listen out for the 'sh' sound. Say a few words that had the 'sh' sound in them.</p> <p>Practise writing the grapheme: sh. It's made of two letters but we only hear one sound.</p> <p>Now segment and blend a few words: shop, sheep, mash. Draw a picture of the sheep and label it.</p> | <p>Read the GORILLA poem on page 4. Listen out for the 'g' sound. Say a few words that had the 'g' sound in them.</p> <p>Practise writing the grapheme: g.</p> <p>Now segment and blend a few words: pig, dig, peg, dog,</p> <p>Draw a picture of the gorilla and label it.</p> | <p>Practise all the sounds learnt this week. Write the letters, write short words and try to read them.</p> <p>Let's think about the 'c' and 'k' sound. Go to page 5.</p> |
| English | <p>Read a favourite story with a family member. Who are the characters? What happened in the story? First, then, next, after that, at the end. Add a comment on Evidence Me.</p> | <p>Can you tell a story you know to a grown up? Can you put together the bits of the story in the right order and tell it so it makes sense? Add a comment on Evidence Me.</p> | <p>Read a story with an adult. After sharing the story, talk about what your favourite part has been, Who is your favourite person in the story? Add a comment on Evidence Me.</p> | <p>Who am I? The grown up will give you some clues about an animal (e.g. it has spots, it has long legs, it has stripes, it has big googly eyes). Can you guess what animal it is from the clues? You can look on the internet for pictures of that animal.</p> | <p>Think of your favourite story. Can you role play it to an adult? They will have to guess what the story is. Remember to use familiar words and phrases from the story (e.g. I will huff... puff..., the mouse took a stroll through the deep, dark wood. A fox saw the mouse and the mouse looked good, We're going on a bear hunt, we're going to catch a big one...).</p> |
| Maths | <p>Adults to write numbers on paper/card and hide them around the house. Go on a number hunt</p> | <p>Can you help get ready for dinner? How many people are at home? How many plates, cups, knives, forks</p> | <p>Look in the cupboard for three different sized tins or packets. Feel them. Are they heavy or light? Which</p> | <p>What shapes can you see around your house? Can you find circles, squares, rectangles and triangles?</p> | <p>Can you help sort the forks, spoons and teaspoons into the drawer? Make sure that</p> |



Home learning overview

Year group: Nursery

Week beginning: 04.01.2021
7.04.20

| | | | | | |
|--|--|---|--|--|---|
| | around your house or in the garden. What numbers can you see? What are the numbers for? Where did you find them (use positional language)? | or spoons will you need for each person? How many will you need altogether? | one is the heaviest? Which one is the lightest? Can you put them in order from light to heavy? | Draw these shapes then colour them in. | things of the same type go together. Now count to see how many of each there are. |
|--|--|---|--|--|---|

Other Please do some form of exercise every day. This could be PE with Joe on YouTube (The Body Coach TV channel). Fitter futures – short work outs and mindfulness activities you can do during the day when you need to take a break from learning.

| | | | | |
|--|--|---|--|---|
| Easy experiment: make a lava lamp. You will need A wide bottle (or a fancy drinking glass or wide glass vase), food coloring, vegetable oil, water, and an Alka-seltzer tablet. https://mommypoppins.com/boredom-busters/science-experiment-make-a-lava-lamp-with-kids-at-home | Make some home-made slime. PVA glue + borax = slime Which one will you make? Glitter slime, glow in the dark slime, found objects slime, fluffy borax free slime? https://mommypoppins.com/new-york-city-kids/crafts-recipes/simple-slime-recipes | Make your own ice cream in 5 minutes! You will need: shake salt, ice, cream, and sugar vigorously until the consistency is right, then enjoy. https://science.howstuffworks.com/innovation/edible-innovations/ice-cream3.htm | Adults will get a few food items ready. You will have to close your eyes and guess what food you are eating. Is it something familiar or something new? Describe the taste, the smell. | You will be squeaky clean after creating this satisfying non-sticky putty by simply combining corn starch and washing up liquid. https://www.smartschoolhouse.com/diy-crafts/dish-soap-silly-putty |
|--|--|---|--|---|

Fortnightly topic:

Suggested activities:

Website links/key information:



Home learning overview

Year group: Nursery

Week beginning: 04.01.2021
7.04.20

Websites:

BBC Cbeebies: <https://www.bbc.co.uk/cbeebies>

Anima Phonics Sound Board: <https://phonicsresources.net/Online/Resources/SoundBoard1/>

LGfL (Key Stage - select Foundation Stage): <https://www.lgfl.net/learning-resources/grid>

Oak National Academy (online classroom): <https://www.thenational.academy/online-classroom>

Fitter futures: <https://app.fitterfuture.com/student/auth/login>

Username = ellenwilkinson

Password = ellenwilkinson **PLEASE DO NOT CHANGE THE PASSWORD**

Evidence Me (2simple): <https://q10.2eskimos.com/login> - Please use this to share home learning experiences with the class teachers.

Year group email address (for learning related queries): nursery@ellenwilkinson.newham.sch.uk.

Please include your child's name and class (Nursery AM or Nursery PM) so that we can help you as quickly as possible.



Dog Digs Down

Dog loves to dig
A hole so big!
Deep underground,
He's digging down!

What will he find?
Nobody knows,
Maybe treasure
Or a dinosaur bone!

d d d, d d d

Dig like a dog!
Deep in the ground

d d d, d d d

Dig Like a dog!
Dig deep down!

d d d, d d d



Dig like a dog.






Octopus Tom's Orange

Tom is an octopus,
So obviously really great
At drawing or at painting
Anything he'd choose to draw or paint.

But Tom wants to draw an orange.
How to do it? He's not sure.
What shape is an orange?
Which shape should he draw?



Draw a circle in the air with your finger.

○ ○ ○ ○ ○

An orange is a circle!
That's the shape, I'm sure!
Show Tom in the air,
The shape that he should draw

○ ○ ○ ○ ○





Sheep's Sleep

Sh says sheep. It's time for bed
You need to sleep and rest your head...

shhhhhhhhh...

Snuggle up under your sheets.
Eyes shut, you're counting sheep.
Drift to dreamland evermore,
Where seashell steamships line the shore..

shhhhhhhhh...

When it's time to go to sleep,
We should all say *sh* with Sheep...

shhhhhhhhh...



Put your finger
to your lips
and say *sh*.





Home learning overview

Year group: Nursery

Week beginning: 04.01.2021
7.04.20



Go, Go Gorilla!

When Gorilla's feeling good,
When he feels his best,
He says his sound: g g g.
And proudly beats his chest!

g g g g g

He says that Gecko, Goat and Goose
Can join in with him too!
Anyone can join the fun
And that's including you!

g g g g g

Gorilla thinks you're really great,
With all that you've achieved to date
Show the world that you're the best,
By beating your gorilla chest!

g g g g g



Beat your chest
like a gorilla.





Curly c and kicking k make the same sound.
Can you remember the sound and action?

Sometimes they like to have a cuddle!
When these letters appear together,
we call them cuddling ck.

When they are together, they make a single sound.
Let's try this out!

Practise blending: sock, neck, back.



Home learning overview

Year group: Nursery



























Week beginning: 04.01.2021
7.04.20

Collins easy learning

The alphabet

Let's read

Say each alphabet sound and its word. Can you think of another word containing each letter?

- | | | |
|--|--|--|
| a is for  | b is for  | c is for  |
| d is for  | e is for  | f is for  |
| g is for  | h is for  | i is for  |
| j is for  | k is for  | l is for  |
| m is for  | n is for  | o is for  |
| p is for  | q is for  | r is for  |
| s is for  | t is for  | u is for  |
| v is for  | w is for  | x is for  |
| y is for  | z is for  | |

Collins easy learning

The alphabet



Handwriting practice area with dotted letters for tracing on lined paper:

Row 1: a b c d e f

Row 2: g h i j k l

Row 3: m n o p q r

Row 4: s t u v w

Row 5: x y z



Home learning overview

Year group: Nursery

Week beginning: 04.01.2021
7.04.20

The alphabet

Collins easy learning

Trace and copy the letters.

Handwriting practice sheet for lowercase letters a through o. Each letter is shown on a set of three horizontal lines (top, middle, bottom) with a red starting dot and a dashed outline for tracing. The letters are arranged in five rows: Row 1 (a, b, c), Row 2 (d, e, f), Row 3 (g, h, i), Row 4 (j, k, l), and Row 5 (m, n, o).



abc

Collins easy learning

Handwriting practice sheet for uppercase letters P through Z. Each letter is shown on a set of three horizontal lines (top, middle, bottom) with a red starting dot and a dashed outline for tracing. The letters are arranged in five rows: Row 1 (P, Q, R), Row 2 (S, T, U), Row 3 (V, W), Row 4 (X, Y, Z).






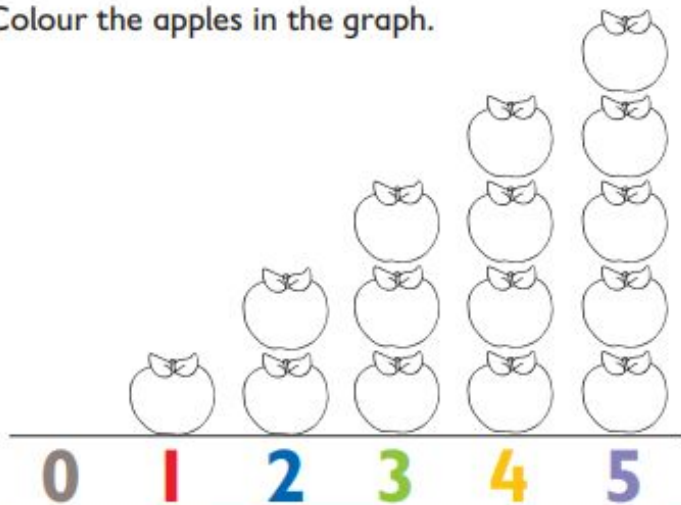
Numbers 0-5

Collins easy learning

- Join the dots to write the numbers.




- Colour the apples in the graph.



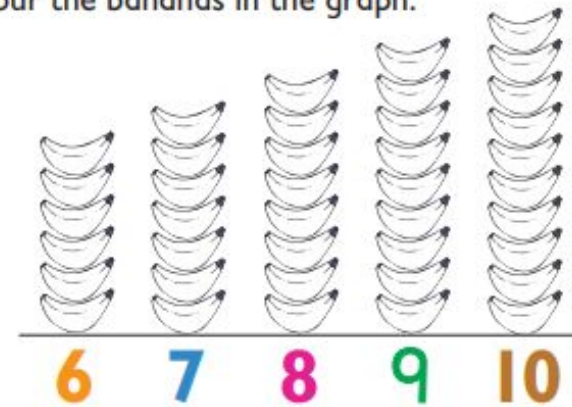
Numbers 6-10

Collins easy learning

- Join the dots to write the numbers.



- Colour the bananas in the graph.



Well done!
Now colour
the star.





Numbers 11-15

Collins easy learning

- Join the dots to write the numbers and colour the counters. Count the counters as you colour them.

11 | 11 11 11

○○○○○○○○○○○○○○

12 | 12 12 12

○○○○○○○○○○○○○○

13 | 13 13 13

○○○○○○○○○○○○○○

14 | 14 14 14

○○○○○○○○○○○○○○

15 | 15 15 15

○○○○○○○○○○○○○○

Numbers 16-20

Collins easy learning

- Join the dots to write the numbers and colour the counters. Count the counters as you colour them.

16 | 16 16 16

○○○○○○○○○○○○○○

17 | 17 17 17

○○○○○○○○○○○○○○

18 | 18 18 18

○○○○○○○○○○○○○○

19 | 19 19 19

○○○○○○○○○○○○○○

20 | 20 20 20

○○○○○○○○○○○○○○



Drawing shapes

Collins easy learning

Trace the lines to draw the shapes.

Circle




Square



Triangle



Oval



Star



Feelings

Collins easy learning



happy



sad



angry



surprised

Draw on the faces below.

How do you feel today?

How does a member of your family feel today?

