



Home learning overview

Year group: Nursery

Week beginning: 18.01.2021






	Monday	Tuesday	Wednesday	Thursday	Friday
Reading/ Phonics	<p>Read the ROCKET poem on page 4. Listen out for the 'r' sound. Say a few words that had the 'r' sound in them.</p> <p>Practise writing the grapheme: r.</p> <p>Now segment and blend a few words: rat, ring, run, tree.</p> <p>Draw a picture of a rocket and label it.</p>	<p>Read the HOT poem on page 4. Listen out for the 'h' sound. Say a few words that had the 'h' sound in them.</p> <p>Practise writing the grapheme: h.</p> <p>Now segment and blend a few words: hang, hot, hop, hush.</p> <p>Draw a picture of a big, fat hen. Now label it.</p>	<p>Read the HORN poem on page 5. Listen out for the 'or' sound. Say a few words that had the 'or' sound in them.</p> <p>Practise writing the grapheme: or. It's made of two letters but we only hear one sound.</p> <p>Now segment and blend a few words: horn, port, short, torch. Draw a picture of a turtle and label it.</p>	<p>Read the FIRE poem on page 5. Listen out for the 'f' sound. Say a few words that had the 'f' sound in them.</p> <p>Practise writing the grapheme: f.</p> <p>Now segment and blend a few words: fish, fog, for, fang.</p> <p>Draw a picture of a fire engine and label it.</p>	<p>Practise all the sounds learnt this week. Write the letters, write short words and try to read them.</p> <p>Parents/carers: you can say a word and ask children to fill in with the missing sounds. You can use cards with the sounds learnt so far, including the previous weeks.</p>
English	<p>Make a shopping list</p> <p>When you go to the shops you can be really helpful by making a list so you don't forget to buy things. You can also do this if you have received a delivery. Ask for help using your sounds, you could also add some drawings to your list.</p>	<p>Retell a traditional tale acting it out using toys. For example, The three little pigs with Lego, Goldilocks and the Three Bears with soft toys. Make a poster or sell tickets to come and watch. Film it on a device and share with school after.</p>	<p>Writing with carrots</p> <p>Explore mark making using a carrot, choose your favourite coloured paint and express your creativity giving meaning to your design and please share your lovely pictures with us.</p>	<p>Make homemade musical instruments with recycled household items. Sing nursery rhymes e.g. Incy Wincy Spider, Humpty Dumpty, using your instruments and then make up your own song.</p>	<p>Choose a book your child enjoyed reading this week. Build scenes of the book building bricks, natural objects found in the garden or in the park, small world toys or even create your own props. Encourage your child to "tell" the story in their own words as they build the scenes. Vocabulary: days of the week, vegetable names: carrots, spinach, rhubarb, cabbage, beetroot, peas, potatoes, garden, grow, delicious, slug, snail first, next, finally, once upon a</p>



Home learning overview

Year group: Nursery

Week beginning: 18.01.2021

					time, the end, in the beginning, in the end.
Maths	<p>Revisit 2D shapes and play shape monsters. What shapes will you find? Are there any more shapes on the shapes (mouth, eyes)? Talk about colours. Count the sides and corners. Describe. https://www.topmarks.co.uk/earlyyears/shape-monsters</p> 	<p>Sort out junk and recycling materials- discussing and grouping similar properties. Talk about your findings. What shapes have you found? Count the sides and the corners.</p> 	<p>Revisit numerals 1-10 and try to match the same number of objects.</p> 	<p>Revisit numerals 1-10 and play underwater counting https://www.topmarks.co.uk/learning-tocount/underwatercounting</p> 	<p>Sing a range of counting and number songs https://www.bbc.co.uk/programmes/p065z8z4 Can you join in with the songs? Remember, you can use your fingers to count. How many fingers on one hand? How many altogether?</p> 
Other	<p>Please do some form of exercise every day. This could be PE with Joe on YouTube (The Body Coach TV channel). Fitter futures – short work outs and mindfulness activities you can do during the day when you need to take a break from learning.</p>				
	<p>Create a Superhero vegetable with special powers. To design your character you can use a real vegetable or draw one, it's up to you. Think about what power your hero will have. Ask an adult to help you</p>	<p>Colour hunt Give your child a piece of paper with all colours on. You could colour colour splats on the paper using crayons. Go on a hunt outside/inside drawing and sticking things to the paper that match the colours. Lots of talk</p>	<p>Playing shops You will need: Store cupboard food items Paper Pencil/pen Money or create paper money Get some food and other items out of the cupboard and set up a shop in your living room. Together, you and your</p>	<p>No cook playdough: 2 cups of flour 2 tablespoons oil Half cup of salt 2 tablespoons cream of tartar One and a half cups of boiling water Food colouring Or make salt dough: 1 cup of plain flour Half cup of salt Half a cup</p>	<p>Get painting! Paint your favourite fruit and vegetables. Which ones does your family prefer? What colours will you use? You can also try fruit and veg printing. Can you join in and remember to sing this song?</p>



Home learning overview

Year group: Nursery

Week beginning: 18.01.2021

write about your superhero and the powers. We can't wait to see your design and find out what special power you give your vegetables!



afterwards about what they found and shades etc. Then maybe move onto some colour mixing.



child can price each item using paper tags (numbers to 10/20) You can take it in turns to buy items from the shop, adding the numbers together to get the total. You could model writing a receipt for the items. Pay with either real money or make your own paper coins. You could also use this as an opportunity to talk about healthy eating too!



of water Make whatever you want. Cook on lowest heat for 3 hours, on a baking sheet. Then paint.



<https://youtu.be/d3pYwf3ob0U> (youtube: Musical Dots, Superfood Fruit and vegetables song)



Fortnightly topic:

Suggested activities:

Website links/key information:



Home learning overview

Year group: Nursery

Week beginning: 18.01.2021

Websites:

BBC Cbeebies: <https://www.bbc.co.uk/cbeebies>

Anima Phonics Sound Board: <https://phonicsresources.net/Online/Resources/SoundBoard1/>

Evidence Me: <https://evidence.me/login> - Log into your account and use the “ + ” sign on the right to add snapshots and comments about home learning.

LGfL (Key Stage - select Foundation Stage): <https://www.lgfl.net/learning-resources/grid>

Oak National Academy (online classroom): <https://www.thenational.academy/online-classroom>

Fitter futures: <https://app.fitterfuture.com/student/auth/login>

Username = ellenwilkinson

Password = ellenwilkinson **PLEASE DO NOT CHANGE THE PASSWORD**

Evidence Me (2simple): <https://q10.2eskimos.com/login> - Please use this to share home learning experiences with the class teachers.

Year group email address (for learning related queries): nursery@ellenwilkinson.newham.sch.uk.

Please include your child's name and class (Nursery AM or Nursery PM) so that we can help you as quickly as possible.



Rat's Rocket

Rat's built a rocket that he wants to fly
Up to a world beyond the sky.
rrrrr goes the rocket, as it revs in place,
Ready to fly to outer space.

rrrrrrr

Rat's rocket is ready to go,
To leave this blue world down below.
His countdown checklist has been ticked off.
5, 4, 3, 2, 1 - It's lift off!

rrrrrrr

Put your rocket hands together
And make them fly
Up to a world beyond the sky.

rrrrrrr



Raise your rocket hands up into space.



Hot Hot Hot!

Hen thought that she could handle
Any chilli pepper.
But then one day, she tried to eat
The hottest chilli ever!

"It burns, it burns, it burns!" she said,
"This is a spicy chilli!"
Her tongue and beak were turning red,
"I'm feeling rather silly!"


h h h h h h h

That red hot spicy chilli pepper's,
Just too hot to eat.
So use your hands to fan your mouth,
And fan away the heat.

h h h h h h h



Fan your mouth as if you have eaten a hot chilli.





The Storm Horn

Tortoise is the captain of
A boat that looks for storms
When he sees one coming,
He must always sound his horn.

or or or

That **or** sound let's the sailors know
A storm is here, we must go home
A storm is coming! Time to go!
Pull the horn now, make it blow!

or or or

The sea is high and time is short,
We must all return to port.
Save the sailors from the storm.
Pull the cord to sound the horn.

or or or



Pull the cord to sound the horn.



Fireman Frog

Froggie is a firefighter,
Caring kind and brave.
When there's an emergency,
Froggie saves the day!

Froggie puts out fires
With his special fire hose.
He sprays the water on the fire,
And out the fire goes.

ffffff

Hear the sound of water
Flowing through the spout.
We must all help Froggie now
To put the fire out!

ffffff



Use your fireman's hose to put out the fire.





Home learning overview

Year group: Nursery

Week beginning: 18.01.2021

Practise writing your name. Adults, please do not write your child's name in capital letters only.