

















Home learning overview

Year group: Nursery

Week beginning: 01.02.2021

	Monday	Tuesday	Wednesday	Thursday	Friday
Reading/ Phonics	<p>Read WASH poem on page 4. Listen out for the 'w' sound. Say a few words that had the 'w' sound in them. Practise writing the grapheme: w. Now segment and blend a few words: wool, wing, wood, win. Draw a picture of a washing machine and label it.</p>	<p>Read the EYE poem on page 4. Listen out for the 'igh' sound. Say a few words that had the 'igh' sound in them. Practise writing the grapheme: igh. Now segment and blend a few words: light, night, right, sight. Draw a picture of a friendly monster that has 5 eyes. Now label it.</p>	<p>Read the MOTH poem on page 4. Listen out for the 'th' sound. Say a few words that had the 'th' sound in them. Practise writing the grapheme: th. Now segment and blend a few words: moth, teeth, north, thing. Draw a picture of the moth. Now label it.</p>	<p>Read the MOTH AND MOON poem on page 4-5. Listen out for the 'th' sound. Say a few words that had the 'th' sound in them. Practise writing the grapheme: th. Now segment and blend a few words: this, that, then, with. Draw a picture of the moth and the moon and label it.</p>	<p>Practise all the sounds learnt this week. Write the letters, write short words and try to read them. Parents/carers: you can say a word and ask children to fill in with the missing sounds. You can use cards with the sounds learnt so far, including the previous weeks.</p>
English	<div style="border: 1px solid purple; padding: 10px; text-align: center;">  <p>Share a memory.</p> <p>I remember when...</p>   </div> <p>Take it in turns to talk about a memory. Encourage children to describe their memory. Think about who was there. Is it a good memory? Why?</p>	<div style="border: 1px solid purple; padding: 10px; text-align: center;">  <p>Build a den.</p>   </div> <p>Children to use different household materials to make a den. Talk about what you have used to make the 'den'. Whilst in the den, you could share a story.</p>	<div style="border: 1px solid purple; padding: 10px; text-align: center;">  <p>Practise writing your name.</p> <p>Jack</p>  </div> <p>Talk about what the name starts with (the letter itself and capital letter). Children may want to trace their name first, then have a go at writing it independently.</p>	<div style="border: 1px solid purple; padding: 10px; text-align: center;">  <p>Draw a picture.</p>  <p>Explain what you have drawn.</p>  </div> <p>Encourage the use of different colours. Question what colours are being used. Children to explain and describe their picture.</p>	<div style="border: 1px solid purple; padding: 10px; text-align: center;">  <p>Create a picture of your family.</p>   </div> <p>Talk about who is in your 'family'. Talk about what they do to help, e.g. <i>Grandma sometimes makes me tea at her house.</i></p>



Home learning overview

Year group: Nursery

Week beginning: 01.02.2021

Maths	Count how many animals there are and write the numbers in the boxes. You can cross them out as you count them. Page 6	Sequencing events. Put these pictures in the correct order. If you've printed them, cut them out. If not, tell your adult what the order is. Page 7	Sequencing events. Think about your own daily routine and put the pictures in the right order. Page 8	Complete the patterns and make your own. Page 9	Use toys or objects (eg counters, cutlery) to make patterns. How can you make them trickier?
--------------	---	---	---	---	--

Other	<p>Please do some form of exercise every day. This could be PE with Joe on YouTube (The Body Coach TV channel). Fitter futures – short work outs and mindfulness activities you can do during the day when you need to take a break from learning.</p>				
	Ball games – throw and catch, football, aiming at a target, skittles (use plastic bottles or cans from the kitchen).	Beanbag races – can use a bag of rice, or a pillow!	Nature treasure hunt – use an empty egg box to collect items – use these for sorting, storytelling, making faces or own creations.	Create a nature diary – go to the same place and record what you see and how it is changing (you can take a photo, draw a picture or write about it).	Listening walk – compare busy with quiet (eg walking in a park or near the road).

Fortnightly topic:

Suggested activities:

Website links/key information:



Home learning overview

Year group: Nursery

Week beginning: 01.02.2021

Websites:

BBC Cbeebies: <https://www.bbc.co.uk/cbeebies>

Anima Phonics Sound Board: <https://phonicsresources.net/Online/Resources/SoundBoard1/>

Evidence Me: <https://evidence.me/login> - Log into your account and use the “ + “ sign on the right to add snapshots and comments about home learning.

LGfL (Key Stage - select Foundation Stage): <https://www.lgfl.net/learning-resources/grid>

Oak National Academy (online classroom): <https://www.thenational.academy/online-classroom>

Fitter futures: <https://app.fitterfuture.com/student/auth/login>

Username = ellenwilkinson

Password = ellenwilkinson **PLEASE DO NOT CHANGE THE PASSWORD**

Evidence Me (2simple): <https://q10.2eskimos.com/login> - Please use this to share home learning experiences with the class teachers.

Year group email address (for learning related queries): nursery@ellenwilkinson.newham.sch.uk.

Please include your child’s name and class (Nursery AM or Nursery PM) so that we can help you as quickly as possible.



Worm's Washing Machine

Wiggly Worm is hair obsessed,
But worms do not have hair.
Thus, she has a wavy, woven
Wig she likes to wear.
But that wig gets dirty
When she tunnels through the ground.
Thus, she'll whack it in the wash
And watch it spin around.

W W W W W

Don't worry worm, your wavy wig
Will soon be nice and clean
Once it's had a thorough wash
In your washing machine!

W W W W W



Roll your hands over each other like a washing machine.



Aye-Aye's Eye

Aye-Aye likes to try and hide
And watch you seek with big green eyes
Try and find where he resides
And you'll be left to pine and sigh.


igh igh igh

Aye-Aye hides away from light,
Always slightly out of sight
Hide and seekers catch a fright,
Be it Aye-Aye's hiding night

igh igh igh

But he will see you if you hide
For Aye-Aye, he can see at night,
Aye-Aye knows he can rely
Upon his big green Aye-Aye eyes.

igh igh igh



Rest your finger on your cheek and point at your eye.



Beth the Moth

Beth is a moth who flaps her wings.
In the day they go

th th th

She loves to think of lots of things
When her wings go

th th th

She thinks of thin thumbs wearing rings
When her wings go

th th th

And all the thunderous, wondrous things
When her wings go

th th th



Gently flap your hands like the wings of a moth.



The Moth and The Moon

Beth is a moth who flaps her wings
In the day they go

th th th


She loves to think of wondrous things
When her wings go

th th th

She makes that th sound in the day
Her wings flap as she's taking flight,
But she makes a louder sound
When she goes out in the night...



Gently flap your hands like the wings of a moth in the day.

The Moth and The Moon

At night, Beth's wings go very fast
Like a racecar whizzing past!


thhhhh

And when the happy moon is high
She spins and whizzes through the sky.
The moth and the moon, they play, have fun.
They smile and she sticks out her tongue!


thhhhh

She needs to make this moment last,
She makes her wings go very fast.
She makes that sound, that *th* all night
Until she sees the morning light.

thhhhh



Quickly vibrate your hands like the wings of a moth at night













Home learning overview

Year group: Nursery

Week beginning: 01.02.2021

Maths – Number – Counting Activity

	Object	How many?
		
		
		
		



Maths – Time – Sequencing Events

Put these images in order.





Home learning overview

Year group: Nursery

Week beginning: 01.02.2021

Maths – Time – Sequencing Events

Put these
images in
order.





Home learning overview

Year group: Nursery

Week beginning: 01.02.2021

Maths – Patterns – Complete the patterns and make your own

