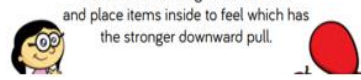




Home learning overview

Year group: Nursery

Week beginning: 08.02.2021


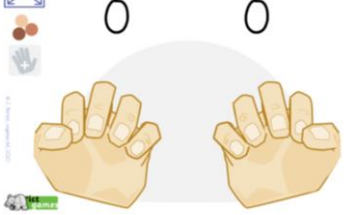
	Monday	Tuesday	Wednesday	Thursday	Friday
<b>Reading/ Phonics</b>	<p>Read EAR poem on page 4. Listen out for the 'ear' sound. Say a few words that had the 'ear' sound in them.</p> <p>Practise writing the grapheme: ear.</p> <p>Now segment and blend a few words: near, clear, fear, beard,</p> <p>Draw a picture and label it.</p>	<p>Read the JELLYFISH poem on page 4. Listen out for the 'j' sound. Say a few words that had the 'j' sound in them.</p> <p>Practise writing the grapheme: j.</p> <p>Now segment and blend a few words: jet, jog, josh, jam,</p> <p>Draw a picture of Jellyfish. Now label it.</p>	<p>Read the OWL poem on page 5. Listen out for the 'ou' sound. Say a few words that had the 'ou' sound in them.</p> <p>Practise writing the grapheme: ou.</p> <p>Now segment and blend a few words: loud, south, pouch, shout.</p> <p>Draw a picture of an owl. Now label it.</p>	<p>Read the URCHIN poem on page 5. Listen out for the 'ur' sound. Say a few words that had the 'ur' sound in them.</p> <p>Practise writing the grapheme: ur.</p> <p>Now segment and blend a few words: hurt, burn, curl, fur.</p> <p>Draw a picture of an urchin and label it.</p>	<p>Practise all the sounds learnt this week. Write the letters, write short words and try to read them.</p> <p>Parents/carers: you can say a word and ask children to fill in with the missing sounds. You can use cards with the sounds learnt so far, including the previous weeks.</p>
<b>English</b>	<p>Watch 'Stomp, dinosaur, stomp' (<a href="https://www.youtube.com/watch?v=ADqdWSJ6Dt0">https://www.youtube.com/watch?v=ADqdWSJ6Dt0</a>). Listen to the words carefully. Can you hear any words that sound the same? We call these rhyming words.</p> <p>Evidence Me</p>	<p>Watch 'Stomp, dinosaur, stomp'. Make a list of the rhyming words that you can hear. Adults can write them as the story is read. Children will then read the word (segmenting then blending the sounds together). Evidence Me</p>	<p>Watch 'Stomp, dinosaur, stomp'. Find and match the rhyming words (page 5). Record this on Evidence Me (pictures, videos + parent comments on how your child responded).</p> <p>Evidence Me</p>	<p>Watch 'Stomp, dinosaur, stomp'. Find different objects around the house and name them. Which ones rhyme? Which words sound the same?</p> <p>Evidence Me</p>	<p>Watch 'Stomp, dinosaur, stomp'. Following on from yesterday, the adult will</p>
<b>Maths</b>	<p>Watch this video about the number zero. <a href="https://www.bbc.co.uk/iplayer/episode/b0blsx34/numberblocks-series-3-zero">https://www.bbc.co.uk/iplayer/episode/b0blsx34/numberblocks-series-3-zero</a></p>	<p>Listen to the story 'None the number' by Oliver Jeffers <a href="https://www.youtube.com/watch?v=5DdQ-JgeWIA">https://www.youtube.com/watch?v=5DdQ-JgeWIA</a></p>	<p>Listen to the story 'Zero is the leaves on the tree.' <a href="https://www.youtube.com/watch?v=3wS3SxmGFKQ">https://www.youtube.com/watch?v=3wS3SxmGFKQ</a></p>	<p>Exploring mass and weight</p> <p>Ask the children to be human balance scales - place an item on each hand and ask them to tip to show which item is heavier and which is lighter. Use the balance scales to check the children's estimations. The children could also hold buckets or bags in each hand and place items inside to feel which has the stronger downward pull.</p>  <p>Evidence Me</p>	<p>Play Funny Fingers <a href="https://www.ictgames.com/mobilePage/funnyFingers/">https://www.ictgames.com/mobilePage/funnyFingers/</a></p>



# Home learning overview

Year group: Nursery

Week beginning: 08.02.2021

	<p>Use popular counting back songs such as 5 Little Monkeys Jumping on the Bed. Encourage children to take on the role of the 5 monkeys. Represent each verse with counters on a 5 frame, displaying the numerals alongside.</p> <p>Ask them to predict how many monkeys will be left as each one falls off the bed. What about the last monkey? How could we show this on our 5 frame? Which numeral should we use?</p> 	<p>Encourage the children to represent numbers including 0</p> <p>Show me 3 fingers, show me 5, show me 0</p> <p>Show me 4 apples in the basket, show me 2, show me 0</p> <p>Show me 4 claps, 1 clap, 0 claps.</p> <p><b>Evidence Me</b></p>	<p>Have a bag containing numerals from 0 to 5. As you pull out a numeral combine it with a task for the children to do. For example, if you pull out a 2, the children could take 2 giant strides or 2 tiptoes, do 2 jumps, run to the hoop and back twice, find 2 pebbles and bring them back etc.</p> <p><b>Evidence Me</b></p>		
--	--	--	---	--	---

<p><b>Other</b></p>	<p><b>Please do some form of exercise every day.</b> This could be <b>PE with Joe</b> on YouTube (The Body Coach TV channel). <b>Fitter futures</b> – short work outs and mindfulness activities you can do during the day when you need to take a break from learning.</p>				
	<p>Washing toys – create a car wash, bath babies. Think about what you will need and plan it together.</p> <p><b>Evidence Me</b></p>	<p>Play pass the parcel – wrap up puzzle pieces in newspaper, wrap your fruit up.</p> <p>Upload a picture/video on <b>Evidence Me</b>.</p>	<p>Make a fruit salad. Make a fruit kebab. Make a funny face using fruit.</p> <p>Upload pictures / videos on <b>Evidence Me</b>.</p>	<p>Vegetable tasting. Dinosaurs love vegetables. Which one could be their favourite one? Which one is your favourite one?</p> <p><b>Evidence Me</b></p>	<p>Ice play – freeze small toys (eg dinosaurs) or flowers in water and then explore!</p>

**Fortnightly topic:**

Suggested activities:

**Website links/key information:**



Home learning overview

Year group: Nursery

Week beginning: 08.02.2021

**Websites:**

**Evidence Me:** <https://evidence.me/login> - Log into your account and use the “ + ” sign on the right to add snapshots and comments about home learning. Download the **Evidence Me** app on your device so that you can instantly upload photos and videos.

**Anima Phonics** Sound Board: <https://phonicsresources.net/Online/Resources/SoundBoard1/>

BBC Cbeebies: <https://www.bbc.co.uk/cbeebies>

LGfL (Key Stage - select Foundation Stage): <https://www.lgfl.net/learning-resources/grid>

Oak National Academy (online classroom): <https://www.thenational.academy/online-classroom>

Fitter futures: <https://app.fitterfuture.com/student/auth/login>

Username = ellenwilkinson

Password = ellenwilkinson **PLEASE DO NOT CHANGE THE PASSWORD**

Evidence Me (2simple): <https://q10.2eskimos.com/login> - Please use this to share home learning experiences with the class teachers.

**Year group email address** (for learning related queries): [nursery@ellenwilkinson.newham.sch.uk](mailto:nursery@ellenwilkinson.newham.sch.uk)

Please include your child's name and class (Nursery AM or Nursery PM) so that we can help you as quickly as possible.



### Deer's Earwig

Deer, oh dear, oh dear, oh dear!  
There's an earwig in your ear!  
He saw your ear was nice and clear  
And thought "Hey! I could live in here!"

He burrowed deep inside your ear  
Now every night you're bound to hear  
The sound of Earwig glugging down  
His favourite flavor earwax... Deer!

**ear ear ear**

But never fear, this method here  
Will get that earwig out your ear:  
Grab your ear and shake it clear!  
Shake that earwig out of here!

**ear ear ear**



Tug on one of your ears



### Juggling Jellyfish

Who stole the jelly bowl? Who could it be?  
And why is there a jellyfish looking right at me?

Jellyfish is jug-a-ling with jelly on her head!  
What a silly jellyfishy! She should be in bed!  
Jellyfish's juggling balls are jumping all around  
When jellyfish is jug-a-ling, she makes a jolly sound!

**j j j j j**

Jellyfish's jolly juggle makes the jelly jiggle  
And the jelly's jolly jig gives everyone the giggles!  
Just forget the stolen bowl and join the fun instead!  
Juggle like a jellyfish with jelly on your head!

**j j j j j**



Juggle balls in the air.





### Owl's Bump

Owl loves soaring through the clouds,  
The moon behind a-glowing,  
But Owl should really turn around  
And look where she is going!

Smack went Owl, into the wall,  
Of a tower very tall.  
"Ow!" said Owl, "I've hit my head"  
"Ow! It hurts! It hurts!" she said.

**ou ou ou ou ou**

Poor Owl's head got such a bump,  
It's grown a painful, glowing lump.  
The lump is turning very red,  
So soothe the pain, and rub your head.

**ou ou ou ou ou**



Rub your head as if you have had a bump.



### Irksome Urchin

Urchin got trapped in a bottle.  
The bottle washed up on the shore.  
She wriggled around,  
She gurned and she frowned.  
But that got her stuck even more!

The bottle cap's screwed on quite tightly  
And Urchin is hungry for kelp.  
So, although she prefers  
To be left undisturbed,  
Her friends are determined to help!

**ur ur ur**

We must twist the cap off the bottle,  
Irksome though Urchin may be,  
With a grip, nice and firm,  
And a twist and a turn,  
We'll get Urchin back to the sea.

**ur ur ur**



Twist the cap to free Urchin from the bottle.



Home learning overview

Year group: Nursery

Week beginning: 08.02.2021

### Match the Pictures that Rhyme

Draw a line from each picture on the left to the picture of the thing that rhymes with it on the right.





# Healthy Movers

## Balancing: Crab Capers

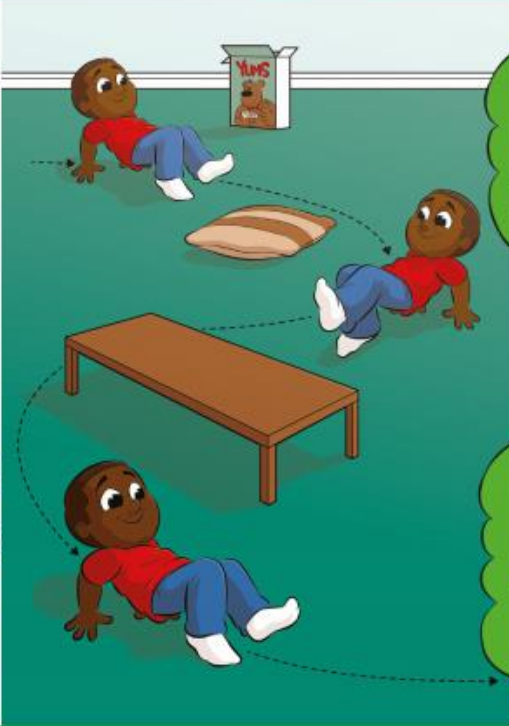
**Benefits:** Helps with writing and drawing.



**Where to play:** Indoors or outdoors **Safety:** Make sure there is a lot of space.  
**Equipment:** Things to move around e.g. cereal boxes. Ball. Book.

### Activity 1

- Ask children to move like a crab like the picture.



### Activity 2

- Put in some things for children to go around.

### Activity 3

- Can they follow a friend?

### Activity 4

- Can they push a ball around like a crab?

**Change it:** Easy – Crawling with tummy down.

**Hard** – Change the size of the box or ball. Crab walk on the grass in the park. Crab walk up a slope.



Home learning overview

Year group: Nursery

Week beginning: 08.02.2021

Practise writing your name. Adults, please do not write your child's name in capital letters only.