










	Monday	Tuesday	Wednesday	Thursday	Friday
Weekly submissions:	Please choose 1 phonics/reading, 2 English, 2 Maths, 1 foundation and upload the work every week onto EvidenceMe and make links to the Early Years Foundation Stage statements.				
Reading and Phonics 30-50 mths Holds books the correct way up and turns pages. Knows that print carries meaning and, in English, is read from left to right and top to bottom. 40-60 mths Can segment the sounds in simple words and blend them. Links sounds to letters, naming and sounding the letters of the alphabet. Begins to read words and simple sentences. EY Goals They use phonic knowledge to decode regular words and read them aloud accurately.	Please choose a book from your Bug Club library or from home and practise your reading daily. See the link below for ActiveLearn. Upload a video of your child reading so we can see! Revise these sounds: (soft) th, (hard) th, ng. ch, sh, ar. Can you make words with these sounds? Write the words down and sound button them. Take a picture and upload your work. <div data-bbox="280 1077 504 1492">  </div>	Please choose a book from your Bug Club library or from home and practise your reading daily. See the link below for ActiveLearn. Upload a video of your child reading so we can see! Revise these sounds: (soft) th, (hard) th, ng. Can you make words with these sounds? Write the words down and sound button them. Take a picture and upload your work. <div data-bbox="616 957 918 1492">  </div>	Please choose a book from your Bug Club library or from home and practise your reading daily. See the link below for ActiveLearn. Upload a video of your child reading so we can see! Revise these sounds: ai, x, y. Can you make words with these sounds? Write the words down and sound button them. Take a picture and upload your work. <div data-bbox="1008 1069 1254 1492">  </div>	Please choose a book from your Bug Club library or from home and practise your reading daily. See the link below for ActiveLearn. Upload a video of your child reading so we can see! Revise these sounds: w, j, v. Can you make words with these sounds? Write the words down and sound button them. Take a picture and upload your work. <div data-bbox="1377 1069 1646 1300">  </div>	Please choose a book from your Bug Club library or from home and practise your reading daily. See the link below for ActiveLearn. Upload a video of your child reading so we can see! Revise these sounds: (long) oo, (short) oo and qu. Can you make words with these sounds? Write the words down and sound button them. Take a picture and upload your work. <div data-bbox="1758 1077 2116 1316">  </div>








HOME LEARNING OVERVIEW

YEAR: Reception

WB: 8.02.21

				  <small>Snap your hands below your chin like a Newspaper</small>	
--	--	--	--	---	--



<p>English 30-50 mths Suggests how the story might end. Listens to stories with increasing attention and recall. Describes main story settings, events and principal characters. 40-60 mths Links sounds to letters, naming and sounding the letters of the alphabet. Begins to read words and simple sentences. EY Goals Children read and understand simple sentences. They use phonic knowledge to decode regular words and read them aloud accurately.</p>	<p>LF: Describe a character Read part of the story of Handa's hen. Who is missing? Where could they be? What do they look like?</p> <p>Draw a picture of Mondri the hen. Write some words or a sentence to describe her. Create a missing poster.</p> 	<p>LF: Describe a setting Read part of the story of Handa's hen. Where is the story set? What does it look like? Is it set in a warm country or a cool country? How do you know?</p> <p>Draw a picture of where the story is set. Write a sentence or some words to describe the setting.</p> 	<p>LF: Describe an image Continue to read Handa's hen. Which animals did Handa and her friend find? What were your favourite animals? What did they look like? What sound would they make?</p> <p>Draw a picture of your favourite animal in the book. Write some words or a sentence to describe it.</p> 	<p>LF: Describe a character Let's go back to the beginning of the story. What did Handa lose? How did this make her feel? Imagine you are Handa. How would you feel if you lost your pet? Draw a picture of Handa and write a sentence or some words to describe how Handa feels.</p> 	<p>LF: Describe a character Let's go to the end of the story. What did Handa and her friend find? How did they feel? How did Mondri feel? Draw a picture of Mondri the chicks and Handa. Write a sentence or some words to describe how they feel.</p> 
<p>Maths 30-50 mths Uses shapes appropriately for tasks. Beginning to talk about the</p>	<p>LF: Weight Musts:</p> <ul style="list-style-type: none"> I can recognise heavy and light objects. 	<p>LF: Ordering in length Musts:</p> <ul style="list-style-type: none"> I can recognise long and short objects. 	<p>LF: Ordering in height Musts:</p> <ul style="list-style-type: none"> I can recognise tall and short objects. 	<p>LF: Capacity Musts:</p> <ul style="list-style-type: none"> I can recognise full, half-full and empty. 	<p>LF: 2D shapes Musts:</p> <ul style="list-style-type: none"> I can recognise 2D shapes and recall their properties.



<p>shapes of everyday objects, e.g. 'round' and 'tall' 40-60mths Orders two or three items by length or height. Orders two items by weight or capacity. EY Goals: Children use everyday language to talk about size, weight, capacity, position, distance, time and money to compare quantities and objects and to solve problems.</p>	<ul style="list-style-type: none"> <i>I can begin to use the correct keywords to compare weight.</i> <p>Task: Find 5-6 objects in your home which are heavy and light. Group them and take a picture or video to upload onto EvidenceMe. Challenge: Are any objects equal weight? How do you know? Why is ... heavier or lighter than ...? Discuss at home.</p>	<ul style="list-style-type: none"> <i>I can begin to use the correct keywords to compare length.</i> <p>Task: Find 5-6 objects in your home which vary from long and short. Put them in order from longest to shortest. Take a picture or a video of them completing the task and upload once complete. Ask your child which one is longer, shorter and how they know? Challenge: Can you group them in two groups: Long and tall, and label it afterwards. What other things do you know of which are long and short? Go on a hunt around our home to find it!</p>	<ul style="list-style-type: none"> <i>I can begin to use the correct keywords to compare height.</i> <p>Task: Find 5-6 objects in your home which vary from tall and short. Put them in order from shortest to tallest. Take a picture or a video of them completing the task and upload once complete. Ask your child which one is taller, shorter and how they know? Challenge: Look at the people in your home, who is taller? Who is shorter? Can you put them in order and draw each person on a paper from tallest to shortest?</p>	<ul style="list-style-type: none"> <i>I can begin to discuss, demonstrate and compare different capacities.</i> <p>Task: Using 3 glasses, ask your child to pour one <u>full</u> glass of water, one <u>half-full</u>, and one <u>empty</u>. Record a video or take pictures of your child doing this and upload. Draw 3 rectangles on a piece of paper. Ask your child to draw either flowers, toys, shapes, people, smiley faces until the rectangle is full. Repeat for the other two rectangles to show half-full and empty.</p>	<ul style="list-style-type: none"> <i>I can create a picture using only 2D shapes.</i> <p>Task: We have learnt about 2D shapes and their properties. In this lesson, we practiced drawing pictures using only 2D shapes. Ask your child to draw a picture using only 2D shapes (square, rectangle, circle, triangle) and upload the work. Examples of what to draw: a house, robot, person, dog, flower, castle, etc. Challenge: Can you include a rhombus, pentagon or hexagon in your drawing?</p>
Other/ Foundation Subjects	Please do some form of exercise every day - see below for the CBeebies exercise link.				
	Design and Technology Make a simple paper plane and fly it. How far does it go? Can you count how far it goes in steps? Can you change the design of your plane so it flies for longer or so it can fly	Brain games! Complete this online geometry puzzle - this will require brain game!! https://www.starfall.com/h/geometry/puzzles-easy/ ?	P.E: Remember to keep up with the movement and exercise! Go for a walk in the park and stretch your legs. Have a race with your adults and siblings - who wins the race? Follow along with this Joe Wick's P.E video:	Science: This Quarter's topic is all about animals! Let's talk about farm animals this week. Remember the story of Handa's Hen? What animals were in the story? Where do they live? What do they look like? What noises do they make?	See Google Classroom topic 'Friday 12th February 2021' for Art Project.



	<p>higher. Watch this video to help you. https://www.youtube.com/watch?v=r9ReNKZiZNc</p> <p>Task: Record a video of your child throwing the paper plane so we can see how far it goes! Upload onto EvidenceMe.</p>	<p>Spot the difference with Peppa Pig images: https://www.youtube.com/watch?v=5uBcl0kofzo</p> <p>Pause after each picture and ask your child to spot the difference? Can they do it by themselves?</p>	<p>https://www.youtube.com/watch?v=Oghd99FTX4c</p>	<p>Task: Choose 2 farm animals and draw it on a piece of paper e.g. sheep and horse. Take a picture and upload it onto EvidenceMe! Challenge: Can you label your work?</p>	
--	--	--	--	--	--

Website links/key information:**Websites/resources:**

<https://www.activelearnprimary.co.uk/login.php?c=0> (To access Bug club books and phonics games)

<https://login.mathletics.com/> (Log into Mathletics)

<https://www.topmarks.co.uk/> - Play educational games for free

<https://www.phonicsbloom.com/> - Play phonics games (this website has some free games your child can play, without subscribing)

<https://www.bbc.co.uk/cbeebies/grownups/fun-exercises-to-do-at-home-with-kids> - Exercising at home

<https://www.youtube.com/c/TheBodyCoachTV/featured> - P.E with Joe Wicks is back!

<https://www.animaphonics.com/games.html> - Play the free Anima Phonics games for phonics at home!

Please email reception@ellenwilkinson.newham.sch.uk for any questions or concerns!