



**Dear Parents & Carers,**

Welcome to this week's newsletter. This week I thought that I would share with you some of the most touching moments from the last seven days.




**Assemblies**

The picture at the top of this newsletter was taken in the KS2 assembly this week. This is the first time in nearly two years that we have been able to put classes together like this. For many of our younger children this is the first time they have ever been together in this way! These phase assemblies are happening on Mondays and Tuesdays. After Easter we are hoping to hold our first in person whole school assembly and finally be fully back together - I can't wait!



**World Book Day**

Thank you for everyone's support with World Book Day last week, children and adults all enjoyed having more time to celebrate and share books together, as the photos of some of year 6 reading with the nursery children show! Winners of the costume competitions are in the Congratulations section of this week's newsletter.



**My Language Lessons!**

As our whole school assemblies remain virtual at the moment we complete a roll call to make sure all classes are present. This has turned into a way of taking pride in the diversity of our communities and over the weeks we have had classes welcoming each other in a range of languages including Arabic, Lithuanian and German to name but a few. Last week this included two classes who had learnt to use sign language to share their greeting, one class that was in Spanish & one class that chose Welsh in honour of St David's Day! They were then all kind enough to teach me when I popped in later in the day.

**International Women's Day**

Yesterday was International Women's Day which is held to promote gender equality and strive for a world free of bias, stereotypes and discrimination. It was a great pleasure to see the way many within our community marked this and celebrated this with us.

As you can see there have been many highlights this week, but it is the ongoing conflict in the Ukraine that continues to dominate our thoughts. During such times of darkness it can sometimes be hard to see the light, but your amazing response to our humanitarian appeal to support people who have had to flee the conflict was truly amazing.



The pictures here are just a small section of the donations we received and which have now been sent. Your response shows the strength of our diverse community and the generosity and care which can bring people together even in the hardest of times.



It is always an honour to serve this community, but this week you all reminded us of this a little more. Thank you.

**Take care and stay safe**

**Sue Ferguson**

# General Information

## How to help your child with phonics Sessions for parents in Reception

### What?

Sessions are to explain how parents can support their children with their reading and writing using phonics. We will cover:

- How phonics is taught in school with a chance to look at the resources we use
- How phonics links to reading
- How we scaffold writing
- Different activities parents can do at home to support your child's learning



### When?

Sessions are from **3:30pm – 4:00pm**

There are 4 dates that you can choose from: **Tuesday 15th, Wednesday 16th, Tuesday 22nd and Wednesday 23rd March.**

All the sessions are the same so choose the date that works best for you!

### How?

Each session will have no more than 15 parents - first come basis on a signup sheet by the classrooms

### Childcare?

Reception age children and above can come in and stay in one class with staff members.

## Key Dates

### **Rearranged KS2 Disco**

**Monday 28th March** - 3.45 - 5.00 (Years 3 & 4) , 5.15 - 6.30 (Years 5 & 6)

All tickets already purchased will be reissued the week before. If your child had not brought one previously you can purchase these in the playground at the end of school from 21st March (next week).



### **Polling Station**

**Thursday 5th May - school site closed to all pupils.**

We have been recently advised we will be required as a polling station next term.

**IMPORTANT** Therefore the school site will be shut to pupils on this day. Work will be set in advance and sent home. It will not require Google classroom access. We apologise for the inconvenience caused.

## Governors' update




The Governing Body met last Thursday. Before our meeting, we had a training course on Equality and Diversity. This focused particularly on unconscious bias and how we can be more aware of this.

In our meeting we were considering the key areas of Quality of Education, Behaviour & Attitudes, Personal Development, Leadership & Management and Early Years. We used information and data collected by the school as well as reports from our external advisor and parent and pupil surveys to judge how well we feel the School is delivering in each area. Overall, we were very impressed with the evidence seen and felt that the School has continued to improve since the last Ofsted inspection.

**Marie Christie - Chair of Governors.**

# Learning Tips




## Science week

It's science week at EWPS and we would like you to showcase your creativity and scientific skills. This year we have a range of amazing investigations for you to choose from.

- Your task is to pick one investigation and present your findings in the **most creative way you can**.
- A paper copy of the investigations will be sent home on Friday.
- There is a prize for each year group for the most creative outcome.
- The deadline is Friday 25th March 2022 please give your work to your class teacher who will pass it onto me.
- Winners will be announced in assembly on Friday 1st April.

Have fun!

Miss Binion



### Investigation 1 - Germs



This fun, sparkly activity will help your children visualise how germs spread and the importance of hand-washing.

Explain that the glitter represents germs that we get from touching surfaces, coughing into our hands, touching our face etc. We are going to see how easily they transmit (travel) and the best way to stop them

#### What you'll need:

Glitter, Hand/body cream, Wet wipes, Water, Soap

#### Method

1. Two people rub cream into your hands and sprinkle a thin layer of glitter on top. If you have different colours, you can each use a different colour.
2. Next, shake hands with each other.
3. Now, wash your hands. Between you, try different methods for cleaning the glitter off.

Experiment with wet wipes, just water, and water and soap.

**What is the best way to clean your hands of germs? What do you notice about where the glitter has travelled to? Which one is the best for getting rid of the glitter? Using your findings, what advice can you give people about how to stop germs transmitting?**

### Investigation 2 - Self-inflating balloon

It's time for a little scientific investigation into chemical reactions. Here we'll use a base (baking powder) and an acid (vinegar).

#### What you'll need:

Balloons, a small plastic bottle, baking powder/bicarbonate of soda, water, vinegar, funnel

#### Method

1. First pour a small amount of water into the bottle, and add the same amount of vinegar.
2. Use a funnel to fill the balloon with a teaspoon of baking powder.
3. Fit the balloon over the bottleneck, taking care not to let any powder fall into the bottle.
4. Then lift the end of the balloon and let the powder fall in. Stand the bottle on a table and watch the balloon miraculously inflate itself!

**What happens to the balloon? Why do you think it's happening? What happens when a base is mixed with an acid?**



### Investigation 3 - Melting chocolate

Chocolate tasting! In this investigation, you will be comparing the rate at which different chocolates melt. You can use a variety of different types of chocolate, ones with wrappers and others without, dark, milk and white chocolates, with fillings and without, and a range of sizes and textures.

#### What you will need

A variety of small chocolate sweets (Maltesers, Roses, Smarties etc.)

#### Method

### Investigation 4 - Slime

#### What you will need

Cornflour, Water, Glass dish/tray, Food colouring (optional)

#### Method

1. Put four tbsp cornflour in the dish and slowly add water, a little at a time, until you have a thick liquid.
2. Add a drop or two of blue food colouring and then create a vivid electric blue slime!
3. When you touch the substance firmly with your finger it should be hard to the touch, but if you touch it gently your

1. Separate all the sweets into categories, for example by colour, shape or whether or not they have a filling.
2. Test which type of chocolate melts the fastest.
3. This can be by putting it on a plate out in the sun, holding it for 60 seconds in their hand or putting it in their mouth!

Why do some chocolates melt faster than others?

finger should sink into liquid.



Can you explain what chemical reaction has taken place? Have you created a solid, liquid or gas? How do you know?

### Investigation 5 – Volcanoes

#### What you need

10 ml of dish soap, 100 ml of warm water, 400 ml of white vinegar, Food colouring, Baking soda slurry (fill a cup about ½ with baking soda, then fill the rest of the way with water), Empty 2 litre soda bottle

#### Method

(NOTE: This should be done outside due to the mess.)

1. Combine the vinegar, water, dish soap and 2 drops of food colouring into the empty soda bottle.
2. Use a spoon to mix the baking soda slurry until it is all a liquid.
3. Eruption time! ... Pour the baking soda slurry into the soda bottle quickly and step back!

Why do you think it's happening? Can you explain what chemical reaction has taken place?



### Investigation 6 – Lava Lamp

#### What you need

A clean plastic bottle (try to use one with smooth sides), water, Vegetable Oil (or you could use Mineral or Baby Oil instead), Fizzing tablets (such as Alka Seltzer), Food Colouring

#### Method

1. Fill the bottle up about 1/4th (1 quarter) with water.
2. Pour the vegetable oil in the bottle until it is almost full. You may want to use a measuring cup with a spout or a funnel. You may have to wait a couple of minutes for the oil and water to separate.
3. Add a few drops of your favourite food colouring. Watch as the colour sinks through the oil.
4. Break your fizzy tablet in half and drop part of it into the bottle. Get ready ... here come the bubbly blobs!
5. You can even get a flashlight, turn off the lights and drop in another half tablet. This time shine the flashlight through the lava lamp while the blobs are bubbling!

Did your drops of colour mix with the water immediately or float in between for a few minutes? What have you observed and what scientific explanation is there for this?

## Community, Wellbeing and Support

### FREE Easter Holiday Club - Booking Needed

One week only per child, places are allocated on a first come first served basis. Activities include: Adventure Play, Outdoor Games, Sports, Painting, Workshops, Competitions, Arts & Crafts.



**WHAT? EASTER HOLIDAY PLAYScheme**

**WHERE?** Terence Brown Arc, Hermit Road Park, Bethell Avenue, E16 4JT

**COST?** **FREE** for all 7 to 10 years olds

**WHEN?** Monday to Thursday 10:00am to 3:00pm from 4th April 2022 to 14th April 2022

**HOW?** Book a place by calling Paula on 0207 511 4253 / [paula@theaaazone.com](mailto:paula@theaaazone.com)



### HeadStart Coffee and Chat - Theme: Safety in Newham

**WHAT?** HeadStart Peer Parenting Team are providing a safe and confidential space for parents/

carers to join to discuss the theme: Safety in Newham

**WHEN?** Wednesday 9<sup>th</sup> March at 10am

**HOW?** Use the link below to join the Zoom meeting

<https://us06web.zoom.us/j/95465147015?pwd=Z1FXWW5RbThGOG5aUmhSREdiWmQ5QT09>

**Meeting ID: 954 6514 7015**

**Passcode: Uw18UR**

# Congratulations



## World Book Day Costume Winners & Runners Up

**A BIG congratulation to our 'World Book Day Best Costume' winners & runners up:**

**Winners:**

Aariah & Jemima - Nursery Layla G1, Simona G2, Karolis L1, Darwud C1, Cindy & Jessica S2  
 Jessica & Saarah T3, Evie L3, Kotryna S4, Naglis O4, Morgana D5, Niah S5, Gabriele & Ieva W6

**Runners Up:**

Natali & Dawud C1, Karolis & Austėja L1, Eric & Natalie J2, Cindy & Jessica S2  
 Evie & Waraka L3, Jessica & Saarah T3, Naglis & Dijana O4, Kotryna & Afia S4, Morgana & Ali D5,  
 Nia & Precious S5, Ieva & Gabriele W6, Rubena & Any S6



## Work of the Week

**Congratulations to the following children who have been nominated by their teachers for the quality of their work this week.**



Year	Name	Context of Work
Reception	Matrix	For being able to recite a whole poem from memory (oral presentation)
1	Eliora	For writing a brilliant fact file on Sir Tim Burner's Lee. You are a superstar
2	Daniel M	Geography - named all of the continents and oceans independently.
3	Jessica	Science - Correctly answered all the types of forces and then drew an object and labelled all the forces correctly.
4	Daniel G	English - for his amazing story in classics week.
5	Sofia	English - for writing a wonderfully descriptive narrative for World Book Day.
6	Sam A	History - For writing an Instruction Guide to Maya Sacrifice, which was, both historically accurate and filled with a cheeky sense of humour.



## Certificate Mentions 04/03/2022



Congratulations to the following people who achieved a certificate this week

Certificate	Name & Class	Level
<b>Lexia</b> <i>(New levels completed)</i>	Ramisah (J2) Samarah (S2)	3
	Emilijus (J2)	4
	Eidanas (L3)	5
	Dragos (J2), Lucia (S2) Noah (O4)	6
	Jonathan (S2), Kajus (S4), Micah(S6)	7
	Simon (L3)	8
	Oliver (O4)	9
	Aleeza (S5)	10
	Melissa (D5) Zannat (S6)	12
	<b>Maths in a flash</b> <i>(New levels completed)</i>	Rexhep (J2) Elizabeth ,Rachel, Fionel (S2) Niah (D5) Daria, Mikail (S5) Delia, Maher, Jonas (S6)
Kenny (J2) Grace (W6)		2
Danyal (S5)		4
<b>Times Table Rockstars</b> <i>(New speed record!)</i>	Kai'Rone, Lucia, Fionel (S2) Michael Ch, Jay, Issa, Orion, Diana, Glory, Hussain, Elena, Sneeha (L3) Jahdel, Victoria, Nojus, Matteo, David (T3) Henryk, Kesar, Khadija, Kajus, Ashaz, Alatz (S4) Aishah, Christopher, Kydon, Nuelf, Boston, Kevin, Arile, Nasharie, Keianna, Mattias, Diamond (O4) Kellicia, Ahmed, Jannah (D5) Casandra (S5) Cristian (W6) Rubena (S6)	
<b>Mathletics Bronze</b>	Mia, Oliver, Robert (L1) Elena, Emily, Kevinas, Reece, Kevin, Gaia, Shehzad (C1) Sumaiya, David, Daniel M (J2) Joel, Kai'Rone, Jessica, Rachel, Milana (S2) Michael Ch, Elena (L3) Mikaela, Olivia, Mantas, Milana, David, Jessica, Saarah (T3) Ashaz, Miley, Quinel, Elias, Paulina, Henryk, Petra, Daria, Yasin, Kesar, Afia, Khadija, Kajus, Liam, Kotryna, Jake, Ilyas, Fisayo, Boris, Ulliel, Armani (S4) Aishah, Christopher, Steven, Daniel G, Nicholas, Rayan, Diamond, Mattias, Patricija (O4) Ali, Liliana (D5) Lauryn (S5) Matei (W6)	
<b>Mathletics Silver</b>	Robert (L1) Eric (J2) Kai'Rone (S2) Michael Ch (L3) Olivia, Mantas (T3) Miley, Quinel, Elias, Daria, Kajus, Liam, Boris, Armani (S4) Daniel G, Patricija (O4)	
<b>Mathletics Gold</b>	Olivia (T3) Daria (S4)	

## Assembly Special Mentions



Congratulations to the following people who had a special mention in assembly this week

**Eidanas (L3)** - For having a great memory and always reminding me of all the things I need to do! Thank you for being such a help. Ms Burchell

## House Winners

Every child is in one of our 5 houses. They can earn points for their house by showing our 5 school values and by supporting other children in the school. Each week the House with the most points becomes House of the Week. They have a star added to their chart in the hall. The House with the most stars at the end of the year gets an afternoon at the park with ice lollies too!



**Last week's House winners who earned the most house points were**

# Michael Rosen



Our stars are awarded in our Friday virtual assembly to children who have shown particular commitment to our school values during the week. To say thank you they also get 3 House Points and a star of the week pencil to use in school or take home.



### 04/03/2022

<b>House Name</b>	<b>Creola Katherine Johnson</b>	<b>Malalah Yousafzai</b>	<b>Michael Rosen</b>	<b>Ade Adepitan</b>	<b>Marcus Rashford</b>
<b>Value</b>	<b>Inspire</b>	<b>Respect</b>	<b>Successful</b>	<b>Resilient</b>	<b>Heard &amp; Cared For</b>
Guppy 1	Alex A	Yousuf	Amirah	Zaki	Michaela
Guppy 2	Elsie	Noah	Samara	Aariz	Lincoln
Lionfish	Nicolas	Mihail	Tope	Isabella	Helen
Clownfish	Shannon	Nicole	Adomas	Darius	Olivia
Jellyfish	Daniel L	Rokhaya	Sumaiya	Amelia C	Ryan
Starfish	Inaayah	Ester	Rachel	Ayden	Aroush
Turtle	Jessica	Tahmid	Sajda	Jahdel	Katar
Lobster	Jason	Yasmine	Tyler	Philip	Alexandra
Octopus	Keianna	Maya	Nasharie	Kydon	Naglis
Seahorse	Artjoms	Afia	Boris	Fisayo	Nicoleta
Stingray	Nia	Eliel	Wiktorja	Precious	Aydan
Dolphin	Kellicia	Saami	Niah	Melissa	Camilla
Shark	Kornelija	Hawa	Rubena	Paul	Tade
Whale	Amira	Theo	Rosie	Kelly	Sofia